



# **Elyria Police Department**

**2001**

## **Annual Report**

**Submitted To: Mayor William M. Grace**

**Submitted By: Chief Michael Medders**

## Table of Contents

Page

Introductory Letter to Mayor William M. Grace.....	1
Roster of Police Department Personnel on December 31, 2001.....	2
Sworn Personnel Distribution.....	3
EPD Organizational Structure.....	9
2001/2000 Comparison of Selected Categories.....	10
Distribution of Serious Offenses by Zone.....	12
Domestic Violence Offenses & Arrests.....	16
Adult Arrests.....	17
Juvenile Arrests.....	19
Calls For Service.....	21
Traffic Accidents & Enforcement.....	23
Warrant Information.....	24
Animal Warden Statistics.....	25
Jail Operations.....	26
Support Services:	
Training.....	27
D.A.R.E.....	28
Safety Town.....	29
Crossing Guards.....	30
Detective Bureau.....	31
Narcotics Bureau.....	32
Community Oriented Policing.....	33
Elyria Police Auxiliary.....	34
Elyria Police Explorer Post #330.....	35
Impounded Vehicles.....	36
Wilkes Villa / Westway Gardens Statistics.....	37



March 10, 2002

The Honorable William M. Grace  
Mayor of the City of Elyria

Dear Mayor Grace:

The 2001 Annual Report of the Elyria Police Department is respectfully submitted for your review. This report is based strictly on the NIBRS format for reporting crime data. It contains no Uniform Crime Report defined data.

The total calls for service in 2001 were 38,169, an increase of about 3.5%. In order to review the quality of service being provided to the community, the department continued the program that was started during 1998 that called for the random sampling of people who have had contact with members of the department in order to assess the level of service that they had received. Again in 2001, about 99.3% of the citizens contacted indicated that they were satisfied with the job that the department's employees were doing.

Serious crimes in the City of Elyria increased by 2.3% in 2001 over the previous year. The most significant decreases came in Kidnapping / Abduction, Forcible Rape and Other Sex Offenses. There were 2 homicides in the City in 2001.

During 2001, overall arrests showed a slight decrease (down by 1.7%). The number of traffic arrests were down for the year, showing a decrease of 6.7% from 2000.

2001 saw the Elyria Police Department continuing to work with grant funds from the United States Department of Justice under the COPS Program. The department continued to work with \$221,025.00 through the COPS MORE98 Program to help purchase mobile data terminals for the department's police cruisers.

The various statistics in this report indicate that the members of the Elyria Police Department, through the resources allotted by the citizens of the City of Elyria, continue to have a positive effect upon the community. For additional information about our department, please visit our website at [www.elyriapolice.org](http://www.elyriapolice.org).

Sincerely,

Michael Medders  
Chief of Police

# Elyria Police Department 2001 Roster of Personnel

(As of December 31, 2001)

## Chief

Departmental Starting Date:

M. Medders

05/12/76

## Captains

K. M. Smith

07/06/71

D. P. Will

11/28/77

R. A. Hood

05/12/76

## Lieutenants

R. L. Juncker

10/06/85

D. P. Jaykel

09/02/79

J. P. Jurco

11/19/79

J. Forgacs

04/03/83

D. P. Whitely

05/07/90

A. D. Eichenlaub

04/02/90

## Sergeants

M.G. Behne

02/25/74

L. H. Robinson

11/28/77

K. A. Smith

10/06/85

J. J. Kimmet

09/10/73

S. P. Sargent

10/06/85

J. J. Homoki

05/11/92

C. P. Constantino

04/02/90

D. Bermudez

08/30/93

M. E. Dussel

09/29/86

P. C. Hammonds

09/06/94

D. G. Mayne

05/07/90

R. Ellis

10/06/85

B. S. Rado

09/06/94

## Elyria Police Department Officers

<b>Officers</b>	<b>Departmental Starting Date:</b>
R. L. Brandal	03/02/75
J. A. VanKerkhove	05/11/75
J. G. Figula	11/28/77
E. E. Banks	10/29/78
M. E. Bigrigg	10/29/78
G. L. Grove	09/02/79
K. H. Roth	09/02/79
C. D. Gallion	09/02/79
B. E. Currier	09/02/79
E. A. Halvorsen	11/19/79
G. E. Wakeman	01/23/83
J. M. Baxter	09/16/85
T. D. Folley	10/06/85
S. A. Ashley	04/02/90
S. L. Willis	04/02/90
J. B. VanKerkhove	05/07/90
J. M. Kogelman	05/07/90
J. A. Sword	05/07/90
A. J. Urban	05/11/92
R. L. Rogers-Hall	05/11/92
W. A. Ward	01/11/93
R. G. Walker, Jr.	01/11/93
G. A. Longacre	01/11/93
H. D. See	01/11/93
H. P. Adams	01/11/93
M. J. Eichenlaub	01/11/93
J. D. Cooley	01/11/93
L. J. Barbee	08/30/93
M. J. Mitchell	08/30/93
R. M. Baker	08/30/93
P. A. Lesner	02/07/94
C. R. Warfield	02/07/94
W. C. Witt	09/06/94
J. C. Rider	09/06/94
S. R. Zacharias	09/06/94
F. M. Merrill	09/06/94
W. R. Pelko	09/06/94
J. R. Kerstetter	09/06/94
M. J. Darmstadt	09/06/94
J. A. Loesch	01/03/95
R. E. Hudzinski	01/03/95
U. H. Rebsamen	01/03/95
L. R. Frank	01/03/95
T. M. Brezina	01/17/95
E. S. VanKerkhove	08/28/95
P. H. VanWormer	08/28/95

<b>Officers (Cont.)</b>	<b>Departmental Starting Date:</b>
B. T. Scott	12/23/96
D. L. Baker	12/23/96
M. P. Tanner	12/23/96
B. R. Miracle	12/23/96
J. P. Metz	08/25/97
T. J. Kenneally	08/25/97
J. D. Cunningham	03/23/98
D. J. Ross	03/23/98
R. Dietsche	03/23/98
M. D. Fairbanks	09/18/98
J. P. Widmer	09/18/98
J. P. Welsh	09/18/98
T. S. Baracskai	09/18/98
J. J. Homoki	09/18/98
D. J. Sumpter	09/29/98
J. S. Currier	09/13/99
D. C. Kerecz	09/13/99
L. M. Elgar	09/13/99
D. L. Moss	03/30/98
R. D. Ilcisko	03/30/98
J. G. Figula, Jr.	02/24/99
R. T. Buckway	10/02/00
T. W. Wade	10/02/00
J. W. Davidson	10/02/00

The following Officers left the Elyria Police Department during 2001

<b>Retirements:</b>	
Noel Perez	Service Pension
Al Leiby	Service Pension
Jim Frame	Service Pension

**Elyria Police Department Non-Sworn Personnel for 2001**  
**Full - Time Employees**

<b>Name</b>	<b>Position</b>	<b>Departmental Starting Date:</b>
Patricia Leshner	Dispatcher	04/03/83
Linda Borthwick	Secretary	05/20/85
Georgia Bates	Dispatcher	01/20/87
Susan Stefek	Secretary	05/03/82
Rene` Stiles	Dispatcher	07/02/89
Paulette Kelley	Records Clerk	07/06/86
Vickie Felder	Dispatcher	05/06/93
Doug Gigliotti	Animal Control Officer	02/06/94
Denise Pack	School Crossing Guard Supervisor	11/27/79
Fran Ross	Dispatcher	10/17/94
Brian Rothgery	Computer Systems Manager	12/24/95
Gina Runkle	Secretary	06/20/94
Jo Ann Truman	Records Clerk	10/03/94
Stacy Witt	Dispatcher	05/12/97
Sherman Jones	Records Supervisor	01/05/98
Susan Patton	Secretary	03/09/92
Judy Grabowski	Records Clerk	03/30/98
Joyce Moore	Records Clerk	01/12/97
Brett Schneider	Building Maintenance	05/26/98
Dawn Bellottie	Parking Enforcement Clerk	11/22/99
Melissa Green	Dispatcher	03/06/00
Debbie Powers	Dispatcher	03/06/00
Koury Henderson	Computer Operations Specialist	10/20/00
Beverly Baker	Dispatcher	12/18/00
Mary Inman	Records Clerk	02/26/01
Sandra Skidmore	Dispatcher	03/12/01
Robin Kaminski	Records Clerk	03/26/01

**Part - Time Employees**

<b>Name</b>	<b>Position</b>	<b>Departmental Starting Date:</b>
Barbara Ewing	Records Clerk	07/06/98
Susan Kobelka	Records Clerk	07/07/98
Scott Farais	Records Clerk	05/15/00
Richard Pozywak	Records Clerk	05/15/00
Sarah White	Records Clerk	06/12/00
Nicole Tuma	Dispatcher	05/15/00

**Retirement**

<b>Name</b>	<b>Position</b>	<b>Year's Of Service</b>
Teresa Kowalski	Records Clerk	22 Yrs.

**Resignations:**

Sandra Skidmore	Dispatcher	
-----------------	------------	--

<b>Police Chaplains</b>		
<b>Name</b>		<b>Departmental Starting Date:</b>
Patrick O'Connor Pastor Fredriksen		04/01/98

<b>Park Rangers</b>		
<b>Name</b>		<b>Departmental Starting Date:</b>
Derek Lisi Daniel Jarven		06/20/99 09/13/99

<b>Resignations:</b>		
Patrick O'Connor	Police Chaplain	

## Corrections Staff

### Administration

Name	Position	Departmental Starting Date:
Michael Gurich	Jail Administrator	01/05/98

### Corrections Supervisors

Name	Position	Departmental Starting Date:
Kimberly Marcum	Corrections Supervisor III	03/30/98
David Bolin	Corrections Supervisor III	03/30/98
Nicole Moore	Corrections Supervisor III	03/30/98

### Corrections - Full Time

Name	Position	Departmental Starting Date:
Precious Beard	Corrections Officer	03/30/98
Ivan Grieve	Corrections Officer	03/22/99
Mark Rice	Corrections Officer	04/26/99
Kevin McDowell	Corrections Officer	09/13/99
Gaea Smith	Corrections Officer	09/01/99
Phillip Oberhaus	Corrections Officer	02/28/00
William Cameron	Corrections Officer	08/15/94
Todd Clement	Corrections Officer	05/08/00
David Adams	Corrections Officer	05/10/00
June Knowlton	Corrections Officer	05/15/00
Joshua Corrin	Corrections Officer	10/30/00
James Neal	Corrections Officer	11/20/00
Ronald Turnick	Corrections Officer	12/04/00
Robert Whiting	Corrections Officer	02/26/01
Ryan Allen	Corrections Officer	10/08/96
Karen Schroyer	Corrections Officer	07/09/01
Matthew Gatchell	Corrections Officer	07/09/01
Donald Wilmoth	Corrections Officer	08/13/01

### Corrections - Part Time

Name	Position	Departmental Starting Date:
John Toth	Corrections Officer	05/05/99
Jeffrey Brown	Corrections Officer	01/14/01
Steven McCall	Inmate Services	05/15/00

### Resignations:

Joshua Corrin	Corrections Officer	
James Neal	Corrections Officer	

## 2001 Distribution of Sworn Personnel

(As of December 31, 2001)

### By Rank:

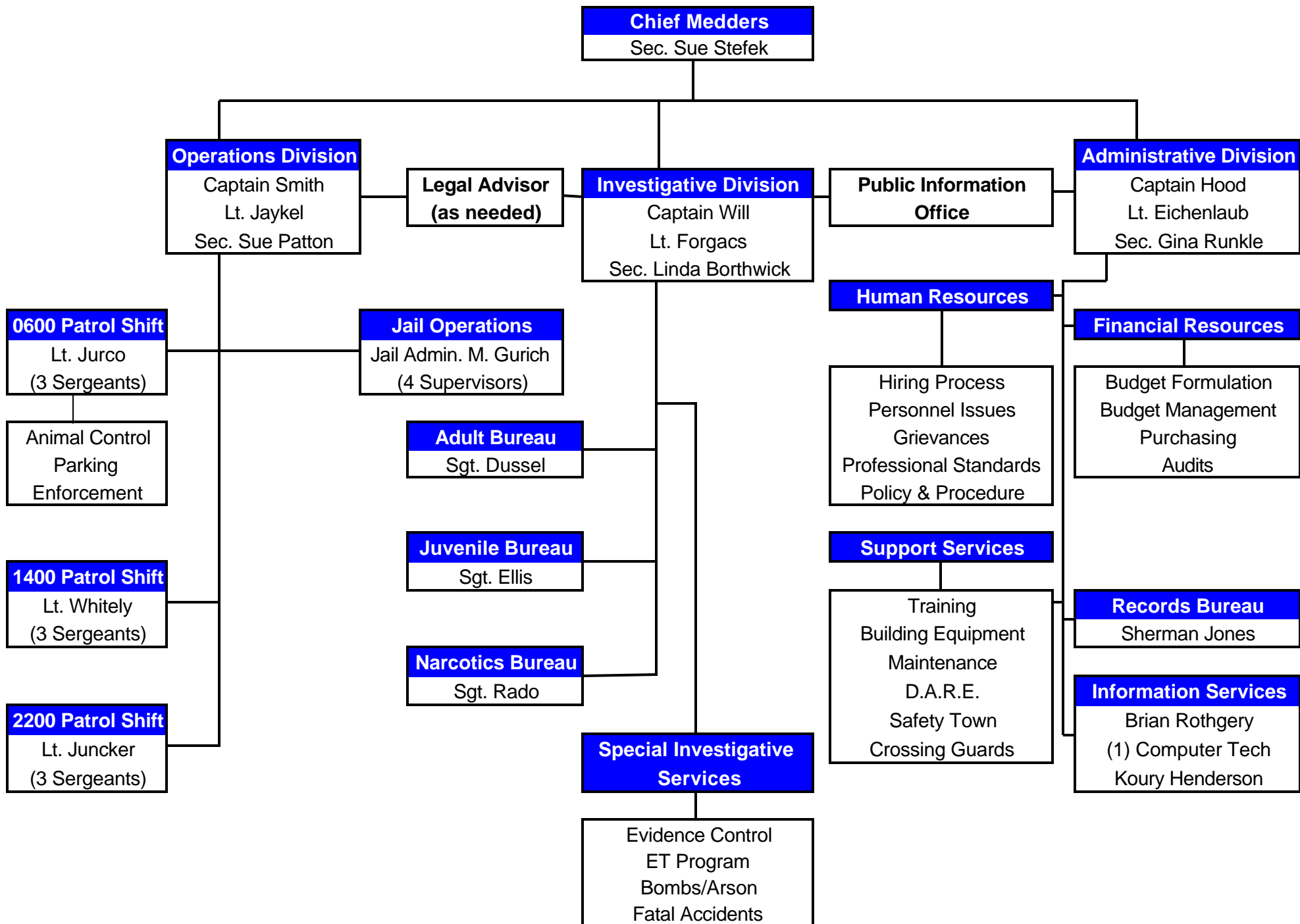
Chief	1
Captains	3
Lieutenants	6
Sergeants	13
Officers	70
<b>Total:</b>	<b>93</b>

### By Assignment:

Chief's Office	1
Services Division	3

### Operations:

Administrative	3
Patrol	70
Investigative	16
<b>Total:</b>	<b>93</b>



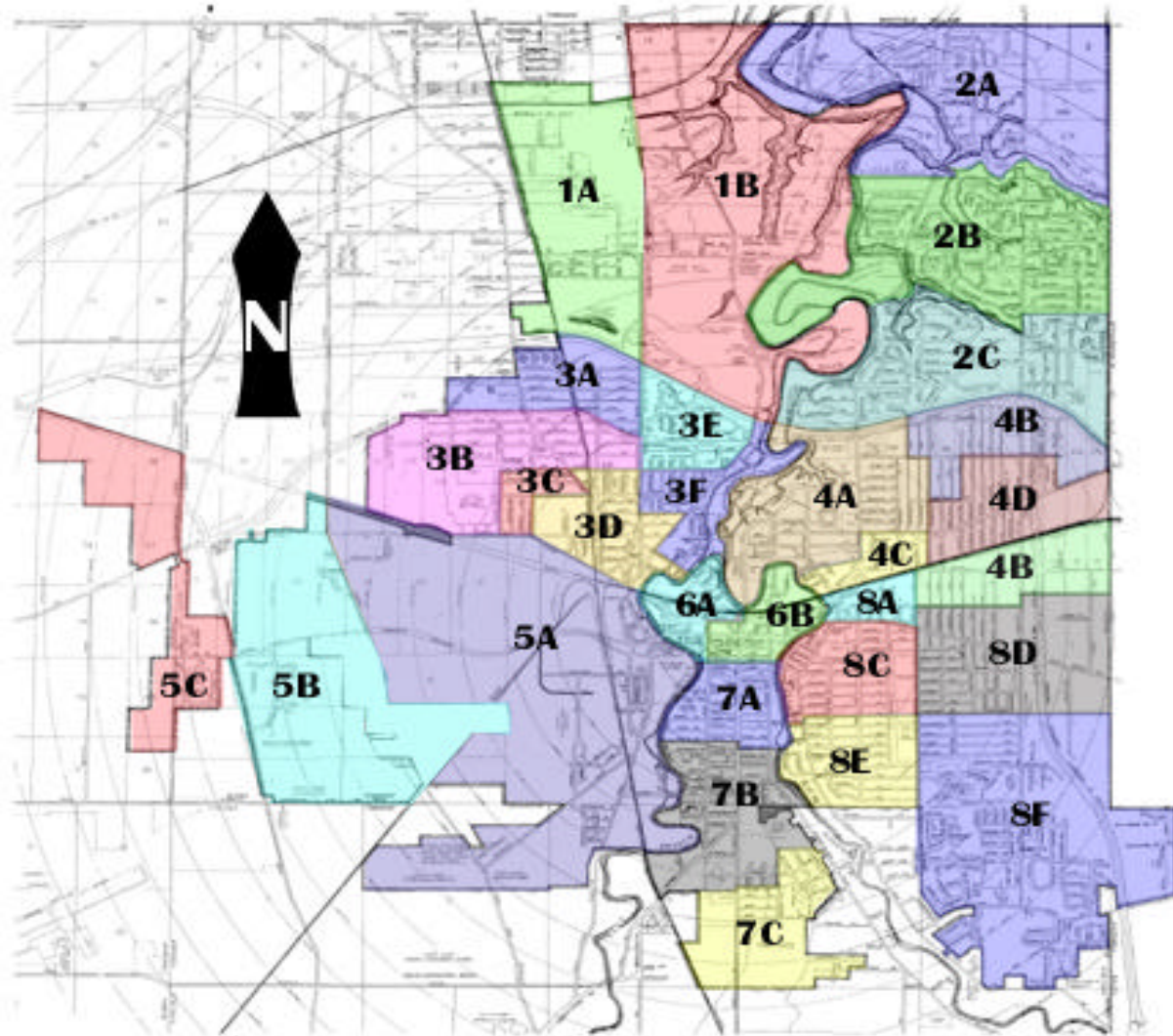
## 2000-2001 Comparison of Selected Categories

Category	2001 Total	2000 Total	Percent of Change
<b>Reported Serious Offenses</b>			
(N.I.B.R.S. Definition)			
Murder & Non-Negligent Manslaughter	2	1	100.00%
Kidnapping / Abduction	14	21	-33.33%
Forcible Rape	32	26	23.08%
Other Sex Offenses	53	46	15.22%
Robbery	64	62	3.23%
Aggravated Assault	51	57	-10.53%
Simple Assault	1,490	1,504	-0.93%
Intimidation	416	413	0.73%
Arson	20	12	66.67%
Extortion / Blackmail	2	2	0.00%
Burglary / B&E	455	501	-9.18%
Larceny except Auto Theft	1,662	1,568	5.99%
Auto Theft	116	107	8.41%
Counterfeiting / Forgery	155	124	25.00%
<b>Total Serious Offenses:</b>	<b>4,532</b>	<b>4,444</b>	<b>1.98%</b>
<b>Arrests:</b>			
Adult	11,763	11,990	-1.89%
Juvenile	1,783	1,794	-0.61%
<b>Total Arrests:</b>	<b>13,546</b>	<b>13,784</b>	<b>-1.73%</b>
<b>Traffic Accidents</b>	<b>2,707</b>	<b>2,736</b>	<b>-1.06%</b>
<b>Total Traffic Arrests</b>	<b>6,924</b>	<b>7,419</b>	<b>-6.67%</b>
<b>Warrants Received From Court</b>	<b>2,107</b>	<b>2,656</b>	<b>-20.67%</b>
<b>Warrants Served, Returned or Recalled</b>	<b>2,232</b>	<b>2,303</b>	<b>-3.08%</b>
<b>Calls For Service</b>	<b>38,169</b>	<b>36,873</b>	<b>3.51%</b>

Reported Offenses include those that were attempted or committed.

## Sub-Sections of the City

The Following pages provide a breakdown of offenses and calls for service by area of the City. The sub-sections referred to are shown below:



**City of Elyria  
Reporting Sections**

## 2001 Reported Serious Offenses By Area of the City

Offenses:	1A	1B	Total	1	2A	2B	2C	Total	2	3A	3B	3C	3D	3E	3F	Total	3	4A	4B	4C	4D	Total	4
Murder & Non-Negligent Manslaughter	0	0	0	0	0	0	0	0	0	0	0	0	0	0	0	0	0	0	0	0	0	0	1
Kidnapping / Abduction	0	2	2	0	1	0	1	1	0	1	0	0	1	0	1	0	3	0	0	0	0	0	0
Forcible Rape	1	0	1	2	0	0	0	2	4	0	1	2	0	0	0	7	1	1	1	0	0	0	2
Forcible Sodomy	0	0	0	0	0	0	0	0	0	0	0	0	0	0	0	0	0	0	0	0	0	0	0
Sexual Assault with Object	0	0	0	0	1	0	1	1	0	0	0	0	0	0	0	0	0	0	0	0	0	0	0
Forcible Fondling	0	3	3	0	3	2	5	2	4	1	0	1	0	0	1	8	1	0	2	1	0	2	4
Robbery	4	15	19	2	0	2	4	2	1	0	2	1	2	1	1	7	0	0	0	0	0	0	5
Aggravated Assault	1	2	3	0	0	0	0	0	2	0	0	1	0	0	2	5	0	0	0	0	0	0	0
Simple Assault	20	65	85	34	37	26	97	51	37	22	65	32	65	32	53	260	42	12	14	14	30	98	
Intimidation	7	36	43	7	11	14	32	15	8	6	16	7	14	7	14	66	18	6	2	14	14	40	
Arson	1	2	3	1	0	0	1	2	1	0	0	0	0	0	1	4	0	0	0	0	0	0	0
Extortion / Blackmail	0	0	0	0	0	0	0	0	0	0	0	0	1	0	0	1	0	0	0	0	0	0	0
Burglary / B&E	12	22	34	25	13	8	46	7	8	5	24	13	19	13	19	76	15	5	4	9	33	33	
Larceny except Auto Theft	53	421	474	28	22	39	89	24	33	15	47	19	69	19	69	207	49	22	34	70	70	175	
Auto Theft	3	12	15	0	1	3	4	2	6	1	8	3	0	3	0	20	1	3	2	6	6	12	
Counterfeiting / Forgery	4	45	49	1	0	5	6	2	2	2	1	4	1	1	6	16	6	0	1	11	11	18	
<b>Total:</b>	<b>106</b>	<b>625</b>	<b>731</b>	<b>100</b>	<b>89</b>	<b>99</b>	<b>288</b>	<b>114</b>	<b>100</b>	<b>52</b>	<b>171</b>	<b>76</b>	<b>167</b>	<b>680</b>	<b>133</b>	<b>49</b>	<b>59</b>	<b>147</b>	<b>388</b>	<b>388</b>	<b>388</b>	<b>388</b>	
<b>% of Grand Total</b>	<b>2.3%</b>	<b>13.8%</b>	<b>16.1%</b>	<b>2.2%</b>	<b>2.0%</b>	<b>2.2%</b>	<b>6.4%</b>	<b>2.5%</b>	<b>2.2%</b>	<b>1.1%</b>	<b>3.8%</b>	<b>1.7%</b>	<b>3.7%</b>	<b>15.0%</b>	<b>2.9%</b>	<b>1.1%</b>	<b>1.3%</b>	<b>3.2%</b>	<b>8.6%</b>	<b>8.6%</b>	<b>8.6%</b>	<b>8.6%</b>	

Reported Offenses include those that were attempted or committed.

## 2001 Reported Serious Offenses By Area of the City

Offenses:	5A	5B	5C	Total 5	6A	6B	Total 6	7A	7B	7C	Total 7	8A	8B	8C	8D	8E	8F	Total 8	Grand Total	
Murder & Non-Negligent Manslaughter	0	0	0	0	0	0	0	1	0	0	1	0	0	0	0	0	0	0	0	2
Kidnapping / Abduction	2	1	0	3	1	0	1	0	2	0	2	0	0	0	0	0	0	2	2	14
Forcible Rape	0	2	1	3	3	1	4	3	6	1	10	0	0	2	0	0	1	3	32	32
Forcible Sodomy	0	0	0	0	0	1	1	0	0	0	0	0	0	0	0	0	0	0	0	1
Sexual Assault with Object	0	0	0	0	0	0	0	0	1	0	1	0	0	0	0	0	0	0	0	2
Forcible Fondling	1	0	0	1	1	8	9	2	6	3	11	0	0	1	1	1	6	9	50	50
Robbery	2	2	2	6	2	2	4	6	2	0	8	2	0	4	4	0	1	11	64	64
Aggravated Assault	4	1	0	5	11	4	15	6	3	5	14	0	0	3	5	0	1	9	51	51
Simple Assault	116	46	22	184	100	72	172	134	152	91	377	15	14	47	58	8	75	217	1,490	1,490
Intimidation	20	16	11	47	25	15	40	42	43	14	99	4	2	10	17	1	15	49	416	416
Arson	1	0	0	1	1	0	1	3	2	3	8	1	0	0	0	0	1	2	20	20
Extortion / Blackmail	0	1	0	1	0	0	0	0	0	0	0	0	0	0	0	0	0	0	0	2
Burglary / B&E	46	11	4	61	13	11	24	33	53	24	110	4	9	14	16	4	24	71	455	455
Larceny except Auto Theft	71	25	7	103	78	80	158	97	61	40	198	29	7	63	80	18	61	258	1,662	1,662
Auto Theft	7	3	3	13	6	6	12	6	12	5	23	0	1	4	4	2	6	17	116	116
Counterfeiting / Forgery	8	0	0	8	9	13	22	11	7	5	23	1	0	1	8	3	0	13	155	155
<b>Total:</b>	<b>278</b>	<b>108</b>	<b>50</b>	<b>436</b>	<b>250</b>	<b>213</b>	<b>463</b>	<b>344</b>	<b>350</b>	<b>191</b>	<b>885</b>	<b>56</b>	<b>33</b>	<b>149</b>	<b>193</b>	<b>37</b>	<b>193</b>	<b>661</b>	<b>4,532</b>	<b>4,532</b>
<b>% of Grand Total</b>	<b>0.0%</b>	<b>2.4%</b>	<b>1.1%</b>	<b>9.6%</b>	<b>5.5%</b>	<b>4.7%</b>	<b>10.2%</b>	<b>7.6%</b>	<b>7.7%</b>	<b>4.2%</b>	<b>19.5%</b>	<b>1.2%</b>	<b>0.7%</b>	<b>3.3%</b>	<b>4.3%</b>	<b>0.8%</b>	<b>4.3%</b>	<b>14.6%</b>	<b>14.6%</b>	<b>14.6%</b>

Reported Offenses include those that were attempted or committed.

## 2000 Reported Serious Offenses By Area of the City

Offenses:	1A	1B	Total	1	2A	2B	2C	Total	2	3A	3B	3C	3D	3E	3F	Total	3	4A	4B	4C	4D	Total	4
Murder & Non-Negligent Manslaughter	0	0	0	0	0	0	0	0	0	0	0	0	0	0	0	0	0	0	0	0	0	0	0
Kidnapping / Abduction	2	1	3	2	1	0	3	1	2	0	0	0	0	0	0	3	2	0	0	0	0	2	2
Forcible Rape	0	2	2	1	0	0	1	0	0	1	1	0	1	0	1	3	0	0	0	0	2	2	2
Forcible Sodomy	0	0	0	0	0	0	0	0	0	0	0	0	0	0	0	0	0	0	0	0	0	0	0
Sexual Assault with Object	0	0	0	0	0	0	0	0	0	0	0	0	0	0	0	0	0	0	0	0	0	0	0
Forcible Fondling	0	4	4	1	2	0	3	0	2	2	0	1	1	1	1	6	3	1	0	2	6	6	6
Robbery	3	9	12	0	1	0	1	1	2	0	4	0	3	10	1	1	1	1	1	1	1	4	4
Aggravated Assault	1	1	2	1	1	0	2	1	3	1	5	2	1	13	1	1	1	1	0	3	3	3	3
Simple Assault	25	64	89	27	50	30	107	38	60	9	48	29	70	254	43	28	8	27	106	106	106	106	106
Intimidation	9	22	31	4	16	17	37	18	16	3	13	9	20	79	6	7	8	15	36	36	36	36	36
Arson	1	3	4	0	0	0	0	1	0	1	0	1	0	2	0	2	0	0	0	0	0	0	0
Extortion / Blackmail	0	0	0	0	0	0	0	0	0	0	0	0	0	0	0	0	0	0	0	0	0	0	0
Burglary / B&E	10	34	44	5	11	14	30	9	18	6	15	6	20	74	14	10	3	15	42	42	42	42	42
Larceny except Auto Theft	158	286	444	33	24	37	94	18	36	21	47	29	48	199	58	20	35	72	185	185	185	185	185
Auto Theft	2	18	20	0	2	3	5	1	1	0	6	4	3	15	1	1	3	6	11	11	11	11	11
Counterfeiting / Forgery	20	23	43	2	1	0	3	1	1	0	5	3	4	14	5	1	3	6	15	15	15	15	15
<b>Total:</b>	<b>231</b>	<b>467</b>	<b>698</b>	<b>76</b>	<b>109</b>	<b>101</b>	<b>286</b>	<b>89</b>	<b>141</b>	<b>43</b>	<b>145</b>	<b>83</b>	<b>171</b>	<b>672</b>	<b>134</b>	<b>70</b>	<b>62</b>	<b>146</b>	<b>412</b>	<b>412</b>	<b>412</b>	<b>412</b>	<b>412</b>
<b>% of Grand Total</b>	<b>5.1%</b>	<b>10.3%</b>	<b>15.4%</b>	<b>1.7%</b>	<b>2.4%</b>	<b>2.2%</b>	<b>6.3%</b>	<b>2.0%</b>	<b>3.1%</b>	<b>0.9%</b>	<b>3.2%</b>	<b>1.8%</b>	<b>3.8%</b>	<b>14.8%</b>	<b>2.9%</b>	<b>1.5%</b>	<b>1.4%</b>	<b>3.2%</b>	<b>9.1%</b>	<b>9.1%</b>	<b>9.1%</b>	<b>9.1%</b>	<b>9.1%</b>

Reported Offenses include those that were attempted or committed.

## 2000 Reported Serious Offenses By Area of the City

Offenses:	5A	5B	5C	Total	6A	6B	Total	7A	7B	7C	Total	8A	8B	8C	8D	8E	8F	Total	Grand Total	
				5			6				7							8		
Murder & Non-Negligent Manslaughter	0	0	1	1	0	0	0	0	0	0	0	0	0	0	0	0	0	0	0	1
Kidnapping / Abduction	1	0	0	1	2	1	3	1	3	0	4	0	0	1	1	0	0	0	2	21
Forcible Rape	1	0	0	1	1	3	4	2	5	3	10	0	0	0	2	0	1	3	26	0
Forcible Sodomy	0	0	0	0	0	0	0	0	0	0	0	0	0	0	0	0	0	0	0	0
Sexual Assault with Object	0	0	0	0	0	0	0	0	0	0	0	0	0	0	0	0	0	0	0	0
Forcible Fondling	1	1	0	2	2	4	6	5	1	4	10	1	0	1	2	1	4	9	46	
Robbery	6	0	1	7	4	3	7	9	2	3	14	1	0	2	3	1	0	7	62	
Aggravated Assault	6	2	0	8	3	5	8	5	7	4	16	0	0	3	0	0	2	5	57	
Simple Assault	105	66	19	190	98	84	182	112	183	71	366	12	13	43	78	6	58	210	1,504	
Intimidation	23	12	6	41	35	20	55	35	21	16	72	10	6	18	17	1	10	62	413	
Arson	0	1	0	1	0	0	0	1	2	1	4	0	0	1	0	0	0	1	12	
Extortion / Blackmail	0	0	1	1	0	0	0	0	1	0	1	0	0	0	0	0	0	0	2	
Burglary / B&E	40	12	6	58	19	14	33	48	67	36	151	7	11	8	22	0	21	69	501	
Larceny except Auto Theft	61	34	0	95	63	67	130	102	72	32	206	31	12	58	61	14	39	215	1,568	
Auto Theft	4	6	0	10	5	6	11	7	10	1	18	1	0	5	9	0	2	17	107	
Counterfeiting / Forgery	2	1	0	3	11	13	24	5	8	0	13	3	1	0	4	0	1	9	124	
<b>Total:</b>	<b>250</b>	<b>135</b>	<b>34</b>	<b>419</b>	<b>243</b>	<b>220</b>	<b>463</b>	<b>332</b>	<b>382</b>	<b>171</b>	<b>885</b>	<b>66</b>	<b>43</b>	<b>140</b>	<b>199</b>	<b>23</b>	<b>138</b>	<b>609</b>	<b>4,444</b>	
<b>% of Grand Total</b>	<b>5.6%</b>	<b>3.0%</b>	<b>0.8%</b>	<b>9.4%</b>	<b>5.5%</b>	<b>5.0%</b>	<b>10.4%</b>	<b>7.5%</b>	<b>8.6%</b>	<b>3.8%</b>	<b>19.9%</b>	<b>1.5%</b>	<b>1.0%</b>	<b>3.2%</b>	<b>4.5%</b>	<b>0.5%</b>	<b>3.1%</b>	<b>13.7%</b>		

Reported Offenses include those that were attempted or committed.

## Domestic Violence and Domestic Disputes for 2001

	Jan	Feb	Mar	Apr	May	Jun	Jul	Aug	Sep	Oct	Nov	Dec	Total:
<b>Reported Incidents</b>	55	60	45	64	84	70	64	81	57	74	64	69	<b>787</b>
<b>Adult Arrests</b>	16	30	17	25	37	29	28	38	36	33	25	33	<b>347</b>
<b>Juvenile Arrests</b>	3	0	6	4	5	9	7	6	3	8	6	7	<b>64</b>

## Domestic Violence and Domestic Disputes for 2000

	Jan	Feb	Mar	Apr	May	Jun	Jul	Aug	Sep	Oct	Nov	Dec	Total:
<b>Reported Incidents</b>	79	63	77	63	61	81	78	56	57	62	54	66	<b>797</b>
<b>Adult Arrests</b>	30	28	27	27	29	34	38	30	21	39	17	28	<b>348</b>
<b>Juvenile Arrests</b>	8	7	9	8	4	10	10	4	11	4	10	7	<b>92</b>

Comparison of Totals				
	2001		2000	% Change
<b>Reported Incidents</b>	787		797	-1.25%
<b>Adult Arrests</b>	347		348	-0.29%
<b>Juvenile Arrests</b>	64		92	-30.43%

## 2001 Adult Arrests

Offenses:	Jan	Feb	Mar	Apr	May	Jun	Jul	Aug	Sep	Oct	Nov	Dec	Total:
Murder & Non-Negligent Manslaughter	0	0	0	0	0	1	0	0	0	0	0	0	1
Negligent Manslaughter	0	0	0	0	0	0	0	0	0	0	0	0	0
Kidnapping / Abduction	1	0	0	2	1	1	0	0	1	0	1	2	9
Forcible Rape	0	1	0	0	0	0	0	0	0	1	0	1	3
Forcible Sodomy	0	0	0	0	0	0	0	0	0	0	0	0	0
Sexual Assault with Object	0	0	0	0	0	0	0	0	0	0	0	0	0
Forcible Fondling	0	0	0	1	1	0	0	1	0	0	0	0	3
Robbery	1	0	2	2	2	0	5	1	4	1	5	1	24
Aggravated Assault	2	0	0	4	2	5	0	2	3	6	3	2	29
Simple Assault	27	50	33	53	66	45	46	72	50	49	33	51	575
Intimidation	6	5	5	5	11	7	10	10	11	7	8	9	94
Arson	0	0	0	0	0	0	0	0	0	0	1	0	1
Extortion / Blackmail	1	0	0	0	0	0	0	0	0	0	0	0	1
Burglary / B&E	5	3	5	1	2	5	5	6	4	5	2	5	48
Theft from Coin Operated Device	0	0	0	0	0	0	0	0	0	0	0	0	0
Other Larceny	25	17	18	23	15	31	34	25	16	24	24	27	279
Auto Theft	0	1	1	0	0	0	0	1	1	0	2	1	7
Counterfeiting / Forgery	1	10	2	1	0	5	13	16	7	1	6	4	66
False Pretenses / Swindle / Con Games	10	5	3	5	7	6	9	12	6	7	11	4	85
Credit Card / Automatic Teller Fraud	2	4	1	1	1	0	1	0	0	0	0	0	10
Impersonation	0	0	0	0	0	0	0	0	0	0	0	0	0
Stolen Property	7	2	1	3	1	2	7	3	4	2	7	13	52
Property Damage / Vandalism	6	5	3	10	8	6	7	8	5	5	3	4	70
Drug Violations	49	45	51	26	41	33	56	46	40	51	40	44	522
Drug Equipment	18	19	26	7	12	12	22	17	16	15	16	22	202
Incest	0	0	0	0	0	0	0	0	0	0	0	0	0
Statutory Rape	0	0	0	0	0	0	1	1	0	0	0	0	2
Pornography / Obscene Material	1	0	0	0	0	0	0	0	0	0	0	0	1
Assist / Promote Prostitution	0	0	0	0	0	0	0	1	0	0	0	0	1
Weapon Laws	2	4	4	4	6	2	2	7	4	4	3	2	44
Bad Checks	23	8	17	10	7	12	4	2	0	4	3	5	95
Curfew / Loitering/Vagrancy	2	0	0	1	4	1	1	2	2	2	2	4	21
Disorderly Conduct	14	35	32	40	59	73	51	52	63	35	37	36	527
DUI	60	72	51	45	52	53	33	35	45	44	63	52	605
Family Offenses (Non-Violent)	3	2	2	3	2	1	0	1	1	0	0	2	17
Liquor Laws	15	16	23	8	17	22	16	14	27	16	19	120	313
Voyeurism	0	0	0	0	0	0	0	0	0	0	0	0	0
Trespassing	12	11	20	11	5	6	15	12	11	12	10	17	142
Other Offenses	804	789	653	557	678	629	586	644	804	593	600	577	7,914
<b>Total:</b>	<b>1,097</b>	<b>1,104</b>	<b>953</b>	<b>823</b>	<b>1,000</b>	<b>958</b>	<b>924</b>	<b>991</b>	<b>1,125</b>	<b>884</b>	<b>899</b>	<b>1,005</b>	<b>11,763</b>

**All Offenses by N.I.B.R.S. Defenitions**

## 2000 Adult Arrests

Offenses:	Jan	Feb	Mar	Apr	May	Jun	Jul	Aug	Sep	Oct	Nov	Dec	Total:
Murder & Non-Negligent Manslaughter	0	0	0	0	0	0	2	0	0	0	0	0	2
Negligent Manslaughter	0	0	0	0	0	0	0	0	0	0	0	0	0
Kidnapping / Abduction	1	0	2	0	1	1	1	0	0	0	1	0	7
Forcible Rape	1	0	1	0	1	0	0	0	0	2	0	0	5
Forcible Sodomy	0	0	0	0	0	0	0	0	0	0	0	0	0
Sexual Assault with Object	0	1	0	0	0	0	0	0	0	0	0	0	1
Forcible Fondling	3	2	3	0	0	1	0	1	1	1	1	0	13
Robbery	2	1	2	4	0	0	3	1	1	1	0	2	17
Aggravated Assault	0	1	3	2	0	4	3	7	3	3	3	0	29
Simple Assault	50	54	50	50	44	51	61	50	39	56	31	46	582
Intimidation	2	1	5	6	2	16	13	6	6	7	8	2	74
Arson	0	0	0	0	0	0	0	1	0	0	1	0	2
Extortion / Blackmail	0	0	0	0	0	0	0	0	0	0	0	0	0
Burglary / B&E	7	3	3	3	10	6	0	9	2	6	5	8	62
Theft from Coin Operated Device	0	0	0	0	0	0	0	0	0	0	0	0	0
Other Larceny	29	27	19	18	23	16	26	22	23	23	30	19	275
Auto Theft	2	3	5	14	0	0	4	1	2	3	0	0	34
Counterfeiting / Forgery	1	0	1	0	0	0	0	1	0	1	2	1	7
False Pretenses / Swindle / Con Games	6	5	11	5	3	5	9	16	11	9	7	4	91
Credit Card / Automatic Teller Fraud	4	1	0	0	0	0	1	0	0	0	1	0	7
Impersonation	0	0	1	0	0	0	0	0	1	0	0	0	2
Stolen Property	3	17	3	2	0	3	3	3	4	2	3	7	50
Property Damage / Vandalism	5	3	6	9	5	11	8	4	9	5	11	3	79
Drug Violations	25	34	57	20	35	31	28	57	33	39	32	58	449
Drug Equipment	8	13	19	10	12	10	7	18	19	20	15	10	161
Incest	0	0	2	0	0	0	0	0	0	0	0	0	2
Statutory Rape	3	4	0	2	0	0	2	0	0	0	2	0	13
Pornography / Obscene Material	0	0	0	0	0	0	0	0	2	0	0	0	2
Assist / Promote Prostitution	0	0	0	0	0	0	0	0	0	0	0	0	0
Weapon Laws	2	4	2	4	3	6	5	6	1	2	2	2	39
Bad Checks	5	2	4	18	5	15	11	11	7	11	18	15	122
Curfew / Loitering/Vagrancy	4	12	1	3	0	2	5	6	2	4	0	2	41
Disorderly Conduct	31	24	56	57	58	43	62	54	56	47	42	44	574
DUI	52	50	62	51	54	37	50	45	58	51	39	48	597
Family Offenses (Non-Violent)	4	0	2	1	2	0	11	1	4	0	1	1	27
Liquor Laws	15	11	21	17	23	21	17	12	17	23	18	14	209
Voyeurism	0	0	0	0	0	0	0	0	0	0	0	0	0
Trespassing	6	16	23	3	9	16	8	17	6	10	8	15	137
Other Offenses	683	784	810	622	653	746	623	762	654	722	569	650	8,278
<b>Total:</b>	<b>954</b>	<b>1,073</b>	<b>1,174</b>	<b>921</b>	<b>943</b>	<b>1,041</b>	<b>963</b>	<b>1,111</b>	<b>961</b>	<b>1,048</b>	<b>850</b>	<b>951</b>	<b>11,990</b>

**All Offenses by N.I.B.R.S. Definitions**

## 2001 Juvenile Arrests

Offenses:	Jan	Feb	Mar	Apr	May	Jun	Jul	Aug	Sep	Oct	Nov	Dec	Total:
Murder & Non-Negligent Manslaughter	0	0	0	0	0	0	0	0	0	0	0	0	0
Negligent Manslaughter	0	0	0	0	0	0	0	0	0	0	0	0	0
Kidnapping / Abduction	0	0	0	0	1	0	0	0	0	0	0	0	1
Forcible Rape	0	0	0	0	0	0	0	0	0	0	3	0	3
Forcible Sodomy	0	0	0	0	0	0	0	0	0	0	0	0	0
Sexual Assault with Object	0	0	0	0	0	0	0	0	0	0	0	0	0
Forcible Fondling	0	1	1	1	1	0	0	0	0	3	0	2	9
Robbery	0	1	0	1	0	0	0	0	3	0	0	0	5
Aggravated Assault	0	4	1	0	0	3	0	0	0	1	1	0	10
Simple Assault	9	9	14	27	17	15	20	11	12	17	13	10	174
Intimidation	0	4	0	11	1	1	1	0	3	3	0	8	32
Arson	1	0	0	0	0	1	2	0	1	0	0	0	5
Extortion / Blackmail	0	0	0	0	0	0	0	0	0	0	0	0	0
Burglary / B&E	4	4	3	0	0	8	11	2	7	5	2	17	63
Theft from Coin Operated Device	0	0	0	0	0	0	0	0	0	0	0	0	0
Other Larceny	2	7	5	11	6	13	11	3	0	4	4	4	70
Auto Theft	2	0	1	1	0	0	0	0	1	0	0	0	5
Counterfeiting / Forgery	0	0	1	0	2	2	1	0	0	0	0	0	6
False Pretenses / Swindle / Con Games	4	2	1	3	1	0	3	1	0	1	0	2	18
Credit Card / Automatic Teller Fraud	0	1	2	2	5	0	0	0	0	0	0	0	10
Impersonation	0	0	0	0	0	0	0	0	0	0	0	0	0
Stolen Property	13	1	1	7	4	0	4	2	5	2	0	1	40
Property Damage / Vandalism	0	7	7	7	9	13	6	4	4	4	5	2	68
Drug Violations	14	3	6	3	1	3	6	6	5	6	4	5	62
Drug Equipment	2	0	5	2	3	1	2	0	3	3	0	2	23
Incest	0	0	0	0	0	0	0	0	0	0	0	0	0
Statutory Rape	0	0	4	0	1	0	0	0	0	0	0	0	5
Pornography / Obscene Material	0	0	0	0	0	0	0	0	0	0	0	0	0
Assist / Promote Prostitution	0	0	0	0	0	0	0	0	0	0	0	0	0
Weapon Laws	0	2	1	2	0	0	1	0	1	1	1	0	9
Bad Checks	0	0	0	0	0	0	0	0	0	0	0	0	0
Curfew / Loitering/Vagrancy	0	0	0	0	0	0	0	0	2	0	0	0	2
Disorderly Conduct	8	8	9	13	8	15	2	8	7	10	12	11	111
DUI	0	0	1	0	2	0	0	0	0	0	0	1	4
Family Offenses (Non-Violent)	0	0	0	0	0	0	0	0	0	0	0	0	0
Liquor Laws	67	5	10	6	10	6	3	8	4	7	5	8	139
Voyeurism	0	0	0	0	0	0	0	0	0	0	0	0	0
Trespassing	2	3	1	2	2	10	2	4	2	1	4	0	33
Other Offenses	64	69	50	70	78	69	165	49	83	79	59	41	876
<b>Total:</b>	<b>192</b>	<b>131</b>	<b>124</b>	<b>169</b>	<b>152</b>	<b>160</b>	<b>240</b>	<b>98</b>	<b>143</b>	<b>147</b>	<b>113</b>	<b>114</b>	<b>1,783</b>

All Offenses by N.I.B.R.S. Definitions

## 2000 Juvenile Arrests

Offenses:	Jan	Feb	Mar	Apr	May	Jun	Jul	Aug	Sep	Oct	Nov	Dec	Total:
Murder & Non-Negligent Manslaughter	0	0	0	0	0	0	0	0	0	0	0	0	0
Negligent Manslaughter	0	0	0	0	0	0	0	0	0	0	0	0	0
Kidnapping / Abduction	1	0	0	1	0	0	0	1	0	0	0	0	3
Forcible Rape	0	0	0	0	0	1	0	0	0	0	0	0	1
Forcible Sodomy	0	0	0	0	0	0	0	0	0	0	0	0	0
Sexual Assault with Object	0	0	0	0	0	0	0	0	0	0	0	0	0
Forcible Fondling	0	0	8	0	2	0	10	0	0	0	1	0	21
Robbery	3	0	1	0	0	2	0	2	0	3	0	0	11
Aggravated Assault	1	0	0	0	1	2	1	0	0	0	0	0	5
Simple Assault	14	18	23	13	18	17	14	10	17	14	27	12	197
Intimidation	1	2	9	7	8	3	2	1	3	6	1	1	44
Arson	0	6	1	0	0	0	0	0	0	0	1	0	8
Extortion / Blackmail	0	0	0	0	0	0	0	0	0	0	0	0	0
Burglary / B&E	4	0	0	7	5	5	6	0	0	2	2	1	32
Theft from Coin Operated Device	0	0	0	0	0	0	0	0	0	0	0	0	0
Other Larceny	9	9	3	6	4	8	9	12	14	11	7	5	97
Auto Theft	3	0	0	0	0	1	0	0	0	0	0	0	4
Counterfeiting / Forgery	0	1	0	2	0	1	0	0	0	1	2	0	7
False Pretenses / Swindle / Con Games	3	1	1	4	1	3	1	2	0	2	1	0	19
Credit Card / Automatic Teller Fraud	0	0	0	0	0	0	0	0	0	3	0	0	3
Impersonation	0	0	0	0	0	0	0	0	0	0	0	0	0
Stolen Property	4	0	1	2	3	6	4	5	7	9	1	0	42
Property Damage / Vandalism	5	3	3	4	9	9	3	0	7	8	4	2	57
Drug Violations	17	11	6	5	5	5	4	2	8	5	7	6	81
Drug Equipment	2	4	1	4	3	2	0	2	1	1	4	1	25
Incest	0	0	2	0	0	0	0	0	0	0	0	0	2
Statutory Rape	0	0	0	0	0	0	0	0	0	0	0	0	0
Pornography / Obscene Material	0	0	0	0	0	0	0	0	0	0	0	0	0
Assist / Promote Prostitution	0	0	0	0	0	0	0	0	0	0	0	0	0
Weapon Laws	0	0	3	1	0	3	2	1	0	1	0	0	11
Bad Checks	0	0	0	0	0	0	0	0	0	0	0	0	0
Curfew / Loitering/Vagrancy	0	0	0	0	2	0	3	0	2	1	0	0	8
Disorderly Conduct	9	3	8	7	3	3	1	1	8	4	4	6	57
DUI	3	0	0	3	0	0	4	5	1	0	0	0	16
Family Offenses (Non-Violent)	0	0	1	0	0	0	1	0	0	0	1	0	3
Liquor Laws	11	8	2	8	9	15	13	4	3	24	4	10	111
Voyeurism	0	2	11	7	8	5	5	7	3	4	0	0	52
Trespassing	11	10	4	5	12	12	6	1	1	6	7	7	82
Other Offenses	77	60	56	61	61	94	80	81	65	81	47	32	795
<b>Total:</b>	<b>178</b>	<b>138</b>	<b>144</b>	<b>147</b>	<b>154</b>	<b>197</b>	<b>169</b>	<b>137</b>	<b>140</b>	<b>186</b>	<b>121</b>	<b>83</b>	<b>1,794</b>

**All Offenses by N.I.B.R.S. Defenitions**

**2001- 2000 Calls For Service  
Source of Call**

Source of Calls For Service	2001 Total	2000 Total	Percent of Change
Enhanced 911	1,617	1,332	21.40%
Regular Telephone	29,938	29,462	1.62%
Police Radio	2,692	2,443	10.19%
In-Person	3,904	3,590	8.75%
Other Sources	18	46	-60.87%
<b>Total Calls for Service</b>	<b>38,169</b>	<b>36,873</b>	<b>3.51%</b>

## 2001- 2000 Calls For Service by Sections of the City

Calls For Service	1A	1B	Total	2A	2B	2C	Total	3A	3B	3C	3D	3E	3F	Total	4A	4B	4C	4D	Total
	2001	641	3,062	3,703	834	976	884	2,694	681	987	389	1,393	757	1,519	5,726	1,117	526	567	1,320
2000	1,157	2,673	3,830	711	906	895	2,512	640	1,019	341	1,286	718	1,584	5,588	1,140	583	502	1,234	3,459
% Changed 2000-2001	-44.6%	14.6%	-3.3%	17.3%	7.7%	-1.2%	7.2%	6.4%	-3.1%	14.1%	8.3%	5.4%	-4.1%	2.5%	-2.0%	-9.3%	12.9%	7.0%	2.1%

Calls For Service	5A	5B	5C	Total	6A	6B	Total	7A	7B	7C	Total	8A	8B	8C	8D	8E	8F	Total	Outside	City
	2001	2,363	824	339	3,526	2,708	2,496	5,204	2,642	2,927	1,283	6,852	458	437	1,255	1,879	304	1,504	5,837	1,097
2000	1,969	771	286	3,026	2,633	2,726	5,359	2,520	2,887	1,328	6,735	470	433	1,086	1,835	243	1,309	5,376	988	988
% Changed 2000-2001	20.0%	6.9%	18.5%	16.5%	2.8%	-6.4%	-2.9%	4.8%	1.4%	-3.4%	1.7%	-2.6%	0.9%	15.6%	2.4%	25.1%	14.9%	8.6%	11.0%	11.0%

**Total 2001: 38,169**

**Total 2000: 36,873**

**Percent Change: 3.51%**

## Traffic Accidents and Enforcement - 2001

Category	Jan	Feb	Mar	Apr	May	Jun	Jul	Aug	Sep	Oct	Nov	Dec	Total:
<b>Accidents:</b>													
Fatal Accidents	0	1	2	0	0	0	0	0	2	0	0	0	5
Property Damage Accidents	194	158	195	149	170	195	166	162	200	208	188	186	2,171
Personal Injury Accidents	48	40	33	40	42	40	49	46	33	45	42	56	514
Accidents - Unknown Type	1	0	1	3	1	2	3	1	1	2	1	1	17
<b>Total Accidents</b>	<b>243</b>	<b>199</b>	<b>231</b>	<b>192</b>	<b>213</b>	<b>237</b>	<b>218</b>	<b>209</b>	<b>236</b>	<b>255</b>	<b>231</b>	<b>243</b>	<b>2,707</b>
<b>Special Types:(Included in Total)</b>													
Bicycle/Moped	0	1	0	5	5	2	2	4	3	4	0	1	27
Pedestrian	2	4	2	3	3	0	4	3	1	0	5	4	31
Motorcycle	0	0	0	0	0	2	3	6	3	2	1	0	17
Hit-Skip - Public	23	24	30	12	20	22	18	19	19	24	18	18	247
Hit-Skip - Private	9	14	10	9	15	22	8	16	13	20	7	12	155
Private Property	42	46	48	46	56	66	49	58	63	58	54	52	638
<b>Enforcement Action:</b>													
Traffic Citations	695	729	531	494	608	600	502	524	654	516	547	524	6,924

## Traffic Accidents and Enforcement - 2000

Category	Jan	Feb	Mar	Apr	May	Jun	Jul	Aug	Sep	Oct	Nov	Dec	Total:
<b>Accidents:</b>													
Fatal Accidents	0	0	0	0	0	0	0	0	1	1	0	0	2
Property Damage Accidents	189	207	172	145	182	166	148	169	162	179	173	271	2,163
Personal Injury Accidents	54	45	36	35	48	45	61	49	42	53	40	51	559
Accidents - Unknown Type	0	0	0	1	2	0	1	1	3	1	2	1	12
<b>Total Accidents</b>	<b>243</b>	<b>252</b>	<b>208</b>	<b>181</b>	<b>232</b>	<b>211</b>	<b>210</b>	<b>219</b>	<b>208</b>	<b>234</b>	<b>215</b>	<b>323</b>	<b>2,736</b>
<b>Special Types:(Included in Total)</b>													
Bicycle/Moped	1	0	0	1	1	1	1	4	1	1	1	0	12
Pedestrian	0	7	2	2	2	3	5	7	5	5	3	3	44
Motorcycle	0	0	0	1	5	5	4	4	4	4	1	0	28
Hit-Skip - Public	18	25	32	18	21	12	12	22	30	27	18	20	255
Hit-Skip - Private	19	23	18	11	7	8	14	13	3	13	11	16	156
Private Property	63	69	56	44	51	42	47	57	42	42	62	83	658
<b>Enforcement Action:</b>													
Traffic Citations	670	696	717	581	622	607	588	645	609	625	513	546	7,419

<b>Warrant Information for 2001</b>													
<b>Category</b>	<b>Jan</b>	<b>Feb</b>	<b>Mar</b>	<b>Apr</b>	<b>May</b>	<b>Jun</b>	<b>Jul</b>	<b>Aug</b>	<b>Sep</b>	<b>Oct</b>	<b>Nov</b>	<b>Dec</b>	<b>Total 2001</b>
<b>Warrants Received</b>	169	171	165	148	176	148	177	210	157	231	180	175	<b>2,107</b>
<b>Warrants Served, Returned or Recalled</b>	230	192	302	161	210	124	168	229	130	193	166	127	<b>2,232</b>
<b>Total Number of Outstanding Warrants as of 12/31/2001 was 1,293</b>													

<b>Warrant Information for 2000</b>													
<b>Category</b>	<b>Jan</b>	<b>Feb</b>	<b>Mar</b>	<b>Apr</b>	<b>May</b>	<b>Jun</b>	<b>Jul</b>	<b>Aug</b>	<b>Sep</b>	<b>Oct</b>	<b>Nov</b>	<b>Dec</b>	<b>Total 2000</b>
<b>Warrants Received</b>	195	193	259	177	240	264	283	225	260	231	213	116	<b>2,656</b>
<b>Warrants Served, Returned or Recalled</b>	186	202	234	188	173	163	192	246	176	210	154	179	<b>2,303</b>
<b>Total Number of Outstanding Warrants as of 12/31/2000 was 1,418</b>													

**Animal Warden Statistics  
2001**

<b>Months:</b>	<b>Dogs</b>	<b>Cats</b>	<b>Other</b>	<b>Total:</b>
<b>January</b>	25	6	2	<b>33</b>
<b>February</b>	25	11	2	<b>38</b>
<b>March</b>	27	10	4	<b>41</b>
<b>April</b>	33	4	3	<b>40</b>
<b>May</b>	22	12	2	<b>36</b>
<b>June</b>	28	19	1	<b>48</b>
<b>July</b>	18	39	4	<b>61</b>
<b>August</b>	32	31	11	<b>74</b>
<b>September</b>	31	30	2	<b>63</b>
<b>October</b>	10	17	2	<b>29</b>
<b>November</b>	21	12	0	<b>33</b>
<b>December</b>	15	10	1	<b>26</b>
<b>Total:</b>	<b>287</b>	<b>201</b>	<b>34</b>	<b>522</b>

## Jail Operations

The Elyria City Jail had a very productive year with 4043 bookings that took place. The bookings increased from the prior year by 157 new intakes. Our average daily population also increased from 49 to 51 inmates held at the city jail on a daily basis. Incorporated into these figures are Federal inmates that the city jail leases space to under a federal contract. These inmates consist of inmates from the United States Marshals Service and the United States Department of Immigration.

This past years state jail inspection, which is conducted by the State Bureau of Adult Detention, consisted of an evaluation of our Jail Security Standards and our Inmate Discipline Process. The jail achieved full compliance in this inspection, making it the fourth consecutive year for a 100 percent compliance rating.

The jails leasing and revenue program was even greater then last year. In comparison to last year's figures, you will notice a shift in the income from the U.S. Marshals figures and the Department of Immigrations figures. The shift to housing more Immigration inmates is attributed to increasing our leasing population that does not require prisoner transports to the Federal Building. By taking this approach, it has reduced the demand on staff involved in the transports and overtime issues. The following is a breakdown of this income.

United States Marshals Service	\$ 293,020.00
United States Immigration	\$ 74,900.00
Inmate Phone Service	\$ 34,487.00
Work Release Fees and Medical Co-pay	\$ 5,950.00
Recovered medical expenses from U.S Marshals and Department of Immigration (from the billing for the first half of the year only)	\$ 8,564.00
Total	\$ 416,921.00

This past year the jail has upgraded our inmate phone system at no cost and increased our percentage of profit to 35 percent. In addition to this, we have instituted an inmate calling card program that will provide for a 42.8 percent collective profit margin. The jail also upgraded our commissary system. We have switched over from Keffe Commissary to Swanson Commissary. This new commissary program was at no cost to the city and provided a greater ability for tracking inmate monies and has a greater report generating ability. This also created a slightly greater profit margin.

The jail division has also maintained its inmate litter program. This past year a major focus of this program was maintaining Ely Park and the downtown area. In addition to the litter pick up, inmates were involved in cleaning trees and brush from the Cascade Park area.

In conclusion, the jail has continued to move forward, constantly seeking and finding ways to make the jail as efficient as it possibly can, while maintaining quality standards.

<b>Support Services</b> <b>"Training"</b>
--

In 2001, various members of the Elyria Police Department received training in numerous law enforcement related subjects. This training was accomplished through the use of outside schools and seminars, roll-call training, and the following training classes:

- Radio
- Mental Illness
- Laser
- MCT (Mobile Computer Terminals)
- ASP - Baton
- Controlled Force
- Firearms
- Rapid Deployment
- Drivers Training
- Firearms qualifications/Familiarization
- Professional Traffic Stops
- Hazmat
- First Aid
- CPR

During 2001, there were a total of 18,783 hours of training provided to police officers, corrections officers, dispatchers and civilian personnel within the department at a cost of \$40,015.00. The following is a breakdown of the distribution of the training and cost by Department Unit:

UNIT	HOURS	COST
Patrol Division	12,856.0	\$15,906.00
Adult Investigations	1,455.0	\$7,250.00
Juvenile Investigations	635.0	\$605.00
Narcotics	755.0	\$2,380.00
Administration	137.0	\$3,615.00
Services	144.0	\$94.00
Communications	647.0	\$1,225.00
Records	612.0	\$1,000.00
Park Rangers	274.0	\$10.00
Corrections Staff	1,265.0	\$7,930.00
Auxiliary	3.0	\$0.00
<b>TOTAL:</b>	<b>18,783.0</b>	<b>\$40,015.00</b>

During 2001, the Elyria Police Department provided tours of the police station to 631 juveniles and adults on a total of 21 organized tours. There were also 35 speaking engagements where presentations were provided to about 2,001 people.

## **Support Services** **"D.A.R.E."**

The Attorney General for the State of Ohio, the Association of Police, and the Ohio Department of Education have combined resources to bring D.A.R.E. to Ohio to prevent drug abuse by school age youth. D.A.R.E. is a kindergarten through eight grade curriculum, with a primary emphasis in the fifth and sixth grades, just before the children are most likely to begin experimenting with drugs or alcohol. The lessons focus on techniques for resisting peer pressure, making decisions and problem solving: students are also challenged to consider the consequences for their actions and to consider healthy alternatives to drug use.

In November of 1990, the Elyria Police Department made a commitment to D.A.R.E. and the Elyria City Schools System by having Officer Rick Valetik complete 40 hours of D.A.R.E. training. Officer Valentik presented the first D.A.R.E. class in the Elyria City Schools in November of 1990 and March 1991. Beginning in March, 1991 until June, 1991, D.A.R.E. was presented to six Elyria schools and two parochial schools.

Officer Rick Valentik presented the D.A.R.E. curriculum until May of 1993 when Officer George E. Wakeman was assigned to the position. He was trained as a D.A.R.E. officer in 1993 and conducted classes in eight public schools and two parochial schools. In April of 1994, Officer Bob Brandal was trained as a second D.A.R.E. officer and began teaching in September of 1994. In the fall 1996, Officer Wandra Ward was trained as a third D.A.R.E. officer and began teaching in January of 1997. In 1999, one of the D.A.R.E. officers was reassigned to the Elyria High School to serve as a School Resource Officer.

During the 2000-2001 school year, the D.A.R.E. curriculum was presented to 840 students in 13 public, parochial and private schools within the City of Elyria. The D.A.R.E. program consistently receives excellent reviews from the school system and from the community.

The D.A.R.E. program for the 2000-2001 school year was made possible in part by the funding provided with the passage of the police levy by the citizens of Elyria and a grant from the Ohio Attorney General's Office. Their support and assistance is vital and has helped to make this police service possible.

With the cooperation of the Elyria Roll Arena, D.A.R.E. held monthly skates. For the school year, 2000-2001, 3,169 kids enjoyed Drug Free/Trouble Free evenings of fun and excitement.

## **Support Services** **"Safety-Town"**

The 2001 Safety-Town was a cooperative effort of the City of Elyria, the Elyria Kiwanis Club, and the Fraternal Order of Police Associates.

455 children received instruction during the 2001 Safety-Town Program.

There were 101 student volunteers who donated hours as Safety-Town instructors.

The 2001 Safety-Town was a 5 week program with one week of intensive instruction for each class.

The 2001 adult instructors included:

- Officer Bob Brandal
- Captain Ken Smith
- Lt. Andrew Eichenlaub
- Gina Runkle
- Denise Pack
- Stephanie Malanowski
- Sarah White

**Support Services**  
**"Crossing Guards"**

The Adult School Guard Program for the City of Elyria, at this time total 50 permanent posts, with 9 substitutes who go out on rotation according to seniority.

The School Guards work anywhere from 30 to 50 hours every two weeks, and go out to their posts 2 to 3 times a day. Rain, snow or sunshine, these guards are very dependable.

The Guards range in ages from 23 years old to 80 years old and every one of them are very much appreciated.

**Denise Pack - Crossing Guard Supervisor**

## **Detective Bureau Activities**

During the year 2001, the Elyria Police Department's Detective Bureau went through some minor changes. During the year, the Detective Bureau lost 22% of its trained investigators. The Bureau lost 1 Adult Investigator and lost 1 Juvenile Investigator this year.

The Detective Bureau has 2 CVSA Examiners, 1 Bomb Unit Officer, 1 First Aid Instructor and 1 Self Defense Instructor. The Officers in the Detective Bureau received training in the following areas during 2001.

### **Training Received for 2001:**

- Arson Investigation
- Interviewing Technique
- Evidence Training

During 2001, steps were taken to upgrade the Evidence Technician Program. The program is comprised of 11 patrol officers assigned to process crime scene evidence. An officer was assigned to the duties of Evidence Control Officer to help with the processing of and control of evidence submitted from the field. During 2001, 4,782 items of evidence were submitted by the department. Of these items of evidence, 392 were then submitted to outside laboratories for scientific analysis.

Members of the Detective Bureau investigated a total of 1,527 cases during 2001. Of those cases, 626 were closed by arrest, 143 were closed by indictment and 6 were closed with a warrant issued for the offender. This represents a 50.8% closure rate for 2001 as compared to 2001's closure rate of 42.7%.

The Elyria Police Department's Detective Bureau, along with the entire department, is prepared to take an active role in implementing the department's Community Policing Program in an effort to better serve the community in 2002.

## **Narcotics**

The Elyria Police Department's Narcotics Unit participated in a variety of cases during the year 2001. The Unit was assigned to more than 200 cases for the year. Out of those 200 cases, One-Hundred and Seven (107) were controlled drug buys. Some of which are still pending cases, most of which resulted in pending Indictments or convictions. The Unit in conjunction with the Special Response Team (SRT) served approximately 10 Search Warrants on residences connected with the above 107 drug cases.

The Unit participated in approximately 20 Other Investigations with the Lorain County Sheriff's Office, Lorain Police Department, and the Cleveland Police Department's Narcotics Units. In March of 2001, the Unit assisted the Pennsylvania State Police with a murder investigation where a local drug trafficker was killed in their state. The information provided was of valuable assistance in solving the case. The Narcotics Unit also investigated (2) Felonious Assault cases during the

Beginning in the year 2001, the Unit in conjunction with the Lorain County Drug Task Force and the Ohio Attorney General's Office participated in a 5 county Gambling investigation. The investigation resulted in the serving of over 100 search warrants. Seizures are expected to be over 1 million dollars in cash,

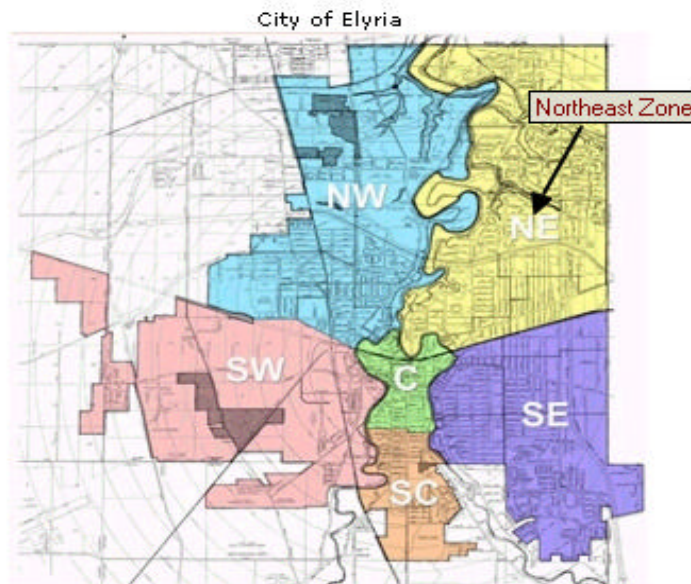
The Unit was assigned several problem areas within the City to target for drug trafficking. Controlled buys were made at some of these locations, which resulted in arrests and/or search warrants being served on the residences/apartments. In other cases, members of the Unit assisted the Patrol Division by providing surveillance and support to target high crime/drug areas and make arrests.

The Unit seized approximately \$64,352.00 in cash from drug cases. There were six (6) vehicles seized during 2001 with a value of approximately \$15,000.00.

The goal of the Unit for 2002 is to continue to take an aggressive approach to combating drugs within the City and to provide any assistance to outside agencies and the other Divisions within the Elyria Police Department.

## Community Oriented Policing Services (C.O.P.S.)

The Elyria Police Department has revamped the Community Oriented Policing Services Program. In the past the police department had a specialized unit assigned to handling all the neighborhood problems in the city. The new program focuses on a department wide community oriented policing philosophy. Hopefully with the new direction the police department is taking it will improve the police department's response to long-term problems in the neighborhoods. It will also develop a one on one relationship between the civilians and the officers allocated to the zones.



The police department divided the city into six patrol zones (Neighborhoods). There are officers assigned to the COPS program on all three shifts, along with detectives and supervisors responsible for solving neighborhood problems. Each neighborhood officer was selected to work those areas on a long-term basis. The purpose of assigning the officers to the same zone is so that the officers could work with the citizens in those areas, to identify the problems and then to find solutions to the problems by developing partnerships with the people who live in the neighborhoods.

If you have a NON-EMERGENCY problem or concern and you would like the COPS Officers to contact you, please call them through their new voice mail numbers that have been set up for each neighborhood. The officers voice mail system is for NON-EMERGENCY situations. When calling the number, please advise what the problem is and a good time for the officer to contact you and your phone number. However, if you have an emergency please call 911 for immediate assistance.

## **Elyria Police Auxiliary**

The Elyria Police Auxiliary continued to be active during 2001. The members of the Police Auxiliary donated 1,910 hours of public service to the Elyria Police Department. Their dedication to duty is appreciated.

The present members of Elyria Police Auxiliary are:

<b>Michael Cierri</b>	<b>(Captain)</b>
<b>David Meredith</b>	<b>(Lieutenant)</b>
<b>William Keaton</b>	<b>(Sergeant)</b>
<b>Pablo Cruz</b>	
<b>Willie Davis</b>	
<b>Michael Hodge</b>	
<b>Willie Hodge</b>	
<b>Rick Fogle</b>	
<b>Melissa Green</b>	
<b>Edwin Montalvo</b>	
<b>John Toth</b>	
<b>Ronald Turnick</b>	
<b>Brian Zeppernick</b>	

## **Elyria Police Department Explorer Post #330**

The Elyria Police Department Explorer Post #330 was very active during 2001. The members of the Explorer Post donated a total of 784.5 hours of public service to the Elyria Police Department. Their dedication to duty is appreciated.

The present members of Elyria Police Explorer Post #330 are:

**Seth Buswell** (Lieutenant)  
**Sean Mason** (Sergeant)  
**Daniel Buswell** (Sergeant)  
**Kari Sommer** (Sergeant)  
**Erica Terrell**  
**Eric Banks**  
**Claudia Mayo**  
**Michael Yurkonis**  
**Brad Beller**  
**Mike Asbury**  
**Stephanie McGann**  
**Angela Truman**  
**Matthew Mickolick**  
**Jessica Proctor**  
**Latasha Bermudez**  
**Marcus Bermudez**  
**Jeremy Gray**  
**Mark Feso**  
**Anthony Tyree**  
**Daniel Blair**  
**Jarod Burrer**  
**Ryan Ashley**

## Impounded Vehicles

Through the course of a year the Elyria Police Department tows many vehicles. These vehicles are towed for many reasons, in some cases, the vehicles are never reclaimed by the owner. In the chance of this happening, the department overtakes ownership of the vehicle and with that ownership, the department has one of three options. The department can give the title of the vehicle to the towing company, auction the vehicle at the annual police auction in September or have it sent for salvage to Universal Joint.

The following are the statistics for activity on impounded vehicles by the Elyria Police Department for the year 2001:

	Total
Calls for Tows	2,047
Carry over from 2000	136
Carry forward to 2002 (*pending)	103
<b>Total</b>	<b>2,286</b>

	Total
Court Holds (DUI's, DUS's, etc.)	17
Drug Investigations (seizures)	10
Auction (Sept. 2002)	15
Salvage at Universal Joint	27
To be inspected	35
Waiting for affidavits from the State	16
<b>Total</b>	<b>120</b>

	2000	2001	Total
Owner picked up	42	1,757	1,799
Tows Cancelled	0	12	12
Norman's / Knott's took title	3	0	3
Vehicle Auctioned	7	6	13
Sent to Universal Joint for Salvage	884	169	1,053
<b>Total</b>	<b>936</b>	<b>1,944</b>	<b>2,880</b>

There was \$340.00 deposited into the general fund from the auction of 13 vehicles.

<b>Wilkes Villa Statistics</b>		
	<b>Year</b>	
<b>Serious Crimes:</b>	<b>2001</b>	<b>2000</b>
Murder	0	0
Manslaughter	0	0
Rape	2	4
Robbery	0	3
Aggravated Assault	4	4
Arson	0	0
Burglary	12	13
Larceny	15	13
Auto Theft	2	1
Calls For Service	482	504

<b>Westway Gardens Statistics</b>		
	<b>Year</b>	
<b>Serious Crimes:</b>	<b>2001</b>	<b>2000</b>
Murder	0	0
Manslaughter	0	0
Rape	0	0
Robbery	2	3
Aggravated Assault	3	4
Arson	0	0
Burglary	33	30
Larceny	30	14
Auto Theft	3	0
Calls For Service	771	551