



Police

Elyria

2005

Annual Report

Submitted To: Mayor William M. Grace
Submitted By: Chief Michael Medders

Table of Contents

Introductory Letter to Mayor William M. Grace	1
Elyria Police Department 2005 Roster of Personnel	2
Distribution of Sworn Personnel	5
Organizational Structure	6
Comparison of Selected Categories	7
Map of Reporting Sections	8
2005 Reported Serious Offenses - By Area/Section of the City	9
Adult Arrests	11
Juvenile Arrests	12
Calls for Service	13
Domestic Violence - Offenses and Arrests	15
Traffic Accidents and Enforcement	16
Towed / Impounded Vehicles	17
Warrant Processing	18
Community Oriented Policing Services	19
Special Response Team - SRT	20
Jail Operations	21
Support Services - Training	22
Support Services - D.A.R.E.	23
Support Services - Safety Town - Adult Crossing Guard Program	24
Investigative Division	25
Elyria Police Auxiliary	26
Special Area Statistics - Wilkes Villa / Westway Gardens	27



City of Elyria

William M. Grace, Mayor

18 West Avenue
Elyria, OH 44035

Elyria Police Department
Michael Medders, Chief

Phone | 440.326.1200
Fax | 440.326.1338



February 27, 2006

Dear Mayor Grace,

The 2005 Annual Report of the Elyria Police Department is respectfully submitted for your review. This report is based strictly on the NIBRS format for reporting crime data. It contains no Uniform Crime Report defined data. The total calls for service in 2005 were 38,644, a decrease of about 3.7 %. Serious crimes in the City of Elyria decreased by 446 cases in 2005 over the previous year.

In order to review the quality of service provided to the community, the department continued the program that was started during 1998 that calls for the random sampling of people who have contact with members of the department in order to assess the level of service they have received. Again in 2005, the police department received a high rating from the citizens contacted. Although there were fewer resources, the officers and staff did an outstanding job. I am very proud of the hard work everyone at the police department is doing to maintain this high standard of service to the public.

During 2005, reports showed a slight decrease in juvenile arrests of 3.9 % and a 7 % increase in adult arrests. The number of traffic arrests was up for the year showing an increase of 6 % from 2004. The "Select Traffic Enforcement Program," which is funded through the Ohio Public Safety Department allocated funds to work extra hours on high accident areas in the city. This program was a good resource in our efforts to reduce accidents.

In 2005, the Elyria Police Department received complaints from citizens concerning drug sales and problems with juveniles in the Middle Avenue area from 8th Street to Gates Avenue. The Neighborhood Impact Unit was deployed to the area with five officers assigned to work with the citizens to reduce the problems. The officers did an excellent job working with the neighborhood problems and citizens in the area reported a significant decrease in the drug related problems.

The authorized strength of 101 officers was down to 85 officers for much of 2005. The city hired two officers, which brought the level up to 87 officers. The city has a plan in place to hire six to seven additional officers in 2006. This will greatly help with our staffing issues, giving the city of Elyria 93 or 94 officers.

While this is a very good start, it should be noted that the national average for officers per 1000 citizens is 2.3 officers. That would indicate that Elyria Police Department's staffing should be at 128 officers. The request to maintain the Neighborhood Impact Unit and the number of "normal" calls for service would indicate that the national average should be a goal for the city. Citizen safety will remain our number one priority.

Sincerely,

Michael Medders
Chief of Police

Elyria Police Department 2005 Roster of Personnel

As of December 31, 2005

CHIEF OF POLICE

Michael Medders 05/12/76

CAPTAIN

R A Hood 05/12/76

D P Whitely 05/07/90

D P Jaykel 09/02/79

LIEUTENANT

J Forgacs 04/03/83 Retired 01/15/2005

R L Juncker 10/06/85

A D Eichenlaub 04/02/90

S P Sargent 10/06/85

M E Dussel 09/29/86

C P Costantino 04/02/90

P C Hammonds 09/06/94

SERGEANT

M G Behne 02/25/74

L H Robinson 11/28/77

K A Smith 10/06/85

J J Homoki 05/11/92

D G Mayne 05/07/90

D Bermudez 08/30/93

R Ellis 10/06/85

B S Rado 09/06/94

L R Frank 01/03/95

M J Eichenlaub 01/11/93

W R Pelko 09/06/94

C R Warfield 02/07/94

D L Baker 12/23/96

PATROLMAN

J A Vankerkhove 05/11/75

J G Figula 11/28/77

K H Roth 09/02/79

B E Currier 09/02/79

E A Halvorsen 11/19/79

G E Wakeman 01/23/83

T D Folley 10/06/85

S A Ashley 04/02/90

S L Willis 04/02/90

J B Vankerkhove 05/07/90

J A Sword 05/07/90

A J Urban 05/11/92

R L Hall 05/11/92

W A Ward 01/11/93

R G Walker 01/11/93

G A Longacre 01/11/93

H D See 01/11/93

H P Adams 01/11/93

J D Cooley 01/11/93

L J Barbee 08/30/93

M J Mitchell 08/30/93

R M Baker 08/30/93

P A Lesner		02/07/94
W C Witt		09/06/94
J C Rider		09/06/94
F M Merrill		09/06/94
J A Kerstetter		09/06/94
M J Darmstadt		09/06/94
J A Loesch		01/03/95
R E Hudzinski		01/03/95
U H Rebsamen		01/03/95
T M Brezina		01/17/95
E S Vanerkhove		08/28/95
P H Vanwormer		08/28/95
M P Tanner		12/23/96
B R Miracle		12/23/96
J P Metz		08/25/97
T J Kenneally		08/25/97
J D Cunningham		03/23/98
D J Ross		03/23/98
R W Dietsche		03/23/98
M D Fairbanks		09/18/98
J P Widmer		09/18/98
J P Welsh		09/18/98
T S Baracskai		09/18/98
J J Homoki		09/18/98
D J Sumpter		09/29/98
J S Currier		09/13/99
D C Kerecz		09/13/99
L M Dietsche		09/13/99
D L Moss		03/30/98
R D Ilcisko		03/30/98
J G Figula		02/24/99
R T Buckway		10/02/00
T E Wade		10/02/00
J W Davidson		10/02/00
G W Lantz		01/04/02
V M Ligas		01/04/02
G W Drake		01/04/02
S R Zacharias		09/06/94
C M Ashley		09/22/03
D M Marsico		09/23/03
C D Brian		06/16/03
M P Groomes		09/09/05
E J Grove		09/09/05
OTHER		
Curtis Daniel	Police Chaplain	03/01/02
PARK RANGER		
Derek Lisi	Park Ranger	06/20/99
Daniel Jarven	Park Ranger	09/13/99
CORRECTIONS-FULL TIME		
Nicole Gendics	Corrections Officer	03/30/98
Precious Beard	Corrections Officer	03/30/98
Ivan Grieve	Corrections Officer	03/22/99
Mark Rice	Corrections Officer	04/26/99
William Cameron	Corrections Officer	08/15/94
June Knowlton	Corrections Officer	05/15/00
Robert Whiting	Corrections Officer	02/26/01

Resigned 09/13/2005

Resigned 12/09/2005

Ryan Allen	Corrections Officer	10/08/96	
Karen Sauer	Corrections Officer	07/09/01	Resigned 09/21/2005
Donald Wilmoth	Corrections Officer	08/13/01	
Mark Palmer	Corrections Officer	09/24/02	
Thomas Reighley	Corrections Officer	10/20/02	
Leah Bauer	Corrections Officer	06/16/03	Resigned 09/15/2005
Darren Martin	Corrections Officer	06/16/03	Resigned 09/24/2005
Roger Spencer	Corrections Officer	03/07/05	Resigned 12/31/2005
Shane Smarr	Corrections Officer	03/07/05	
Dean Arroyo	Corrections Officer	10/03/05	Resigned 12/23/2005
Algernon Wiggins	Corrections Officer	11/07/05	Resigned 12/27/2005
Randall Leiby	Corrections Officer	11/07/05	
CORRECTIONS-PART TIME			
John Toth	Corrections Officer	05/05/99	
CORRECTIONS-ADMINISTRATOR			
David Bolin	Jail Administrator	03/30/98	
CORRECTIONS SUPERVISOR I			
Todd Clement	Corrections Officer	05/08/00	
CORRECTIONS SUPERVISOR III			
Kimberly Marcum	Corrections Officer	03/30/98	
CIVILIAN - FULL-TIME			
Patricia Leshner	Dispatcher	04/03/83	
Linda Borthwick	Secretary	05/20/85	Resigned 01/03/2005
Georgia Bates	Dispatcher	01/20/87	
Susan Stefek	Secretary	05/03/82	
Rene Stiles	Dispatcher	07/02/89	
Paulette Kelley	Records Clerk	07/06/86	
Vickie Felder	Dispatcher	05/06/93	
Douglas Gigliotti	Animal Control Officer	02/06/94	Transfer 05/01/2005
Denise Pack	School Crossing Guard Supervisor	11/27/79	
Frances Ross	Dispatcher	10/17/94	
Brian Rothgery	Computer Systems Manager	12/24/95	
Gina Rothgery	Secretary	06/20/94	
Stacy Witt	Dispatcher	05/12/97	
Sherman Jones	Records Supervisor	01/05/98	
Susan Patton	Secretary	03/09/92	
Judy Grabowski	Records Clerk	03/30/98	
Joyce Moore	Records Clerk	01/21/97	
Brett Schneider	Building Maintenance Specialist	05/26/98	
Dawn Bellottie	Parking Enforcement Clerk	11/22/99	
Barbara Ewing	Records Clerk	07/06/98	
Debbie Powers	Dispatcher	03/06/00	
Koury Henderson	Computer Operations Specialist	10/20/00	Transfer 05/31/2005
Mary Inman	Records Clerk	02/26/01	
Robin Kaminski	Records Clerk	03/26/01	
Joann Truman	Records Clerk	10/03/94	
Nicole Tuma	Dispatcher	12/15/02	
Larry Showalter	Computer Operations Specialist	08/08/05	
CIVILIAN - PART TIME			
Steven Mccall	Inmate Services	09/13/99	
William Sanchez	Dispatcher	07/05/05	Resigned 08/25/2005
Melinda Rodriguez	Dispatcher	10/03/05	
Kathryn Kovach	Dispatcher	10/03/05	

Distribution of Sworn Personnel

As of December 31, 2005

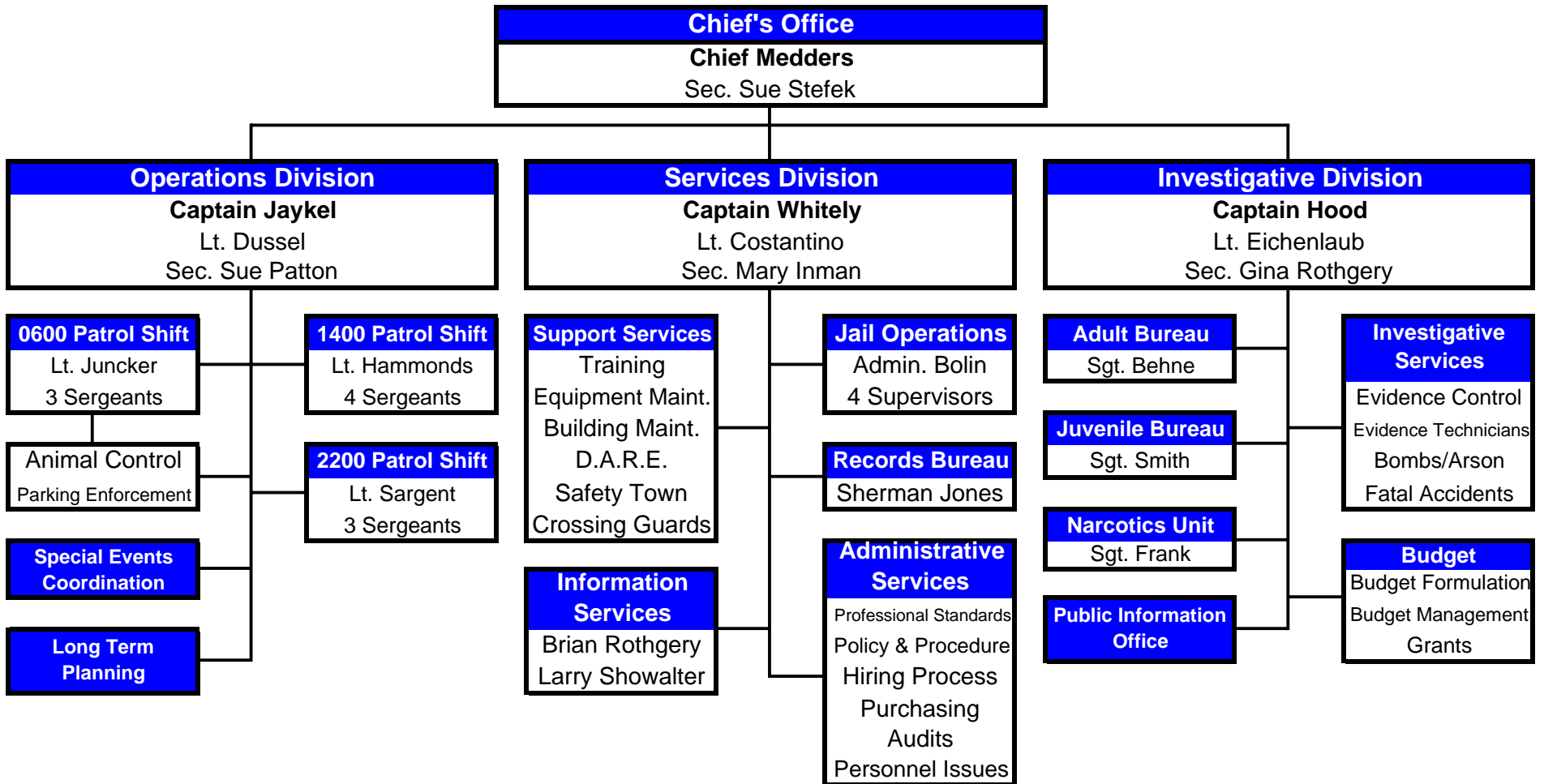
By Rank:

CHIEF OF POLICE	1
CAPTAINS	3
LIEUTENANTS	6
SERGEANTS	13
OFFICERS	65
TOTAL	88

By Assignment:

CHIEF'S OFFICE	1
SERVICES DIVISION	3
PATROL	69
INVESTIGATIVE	15
TOTAL	88

Organizational Structure

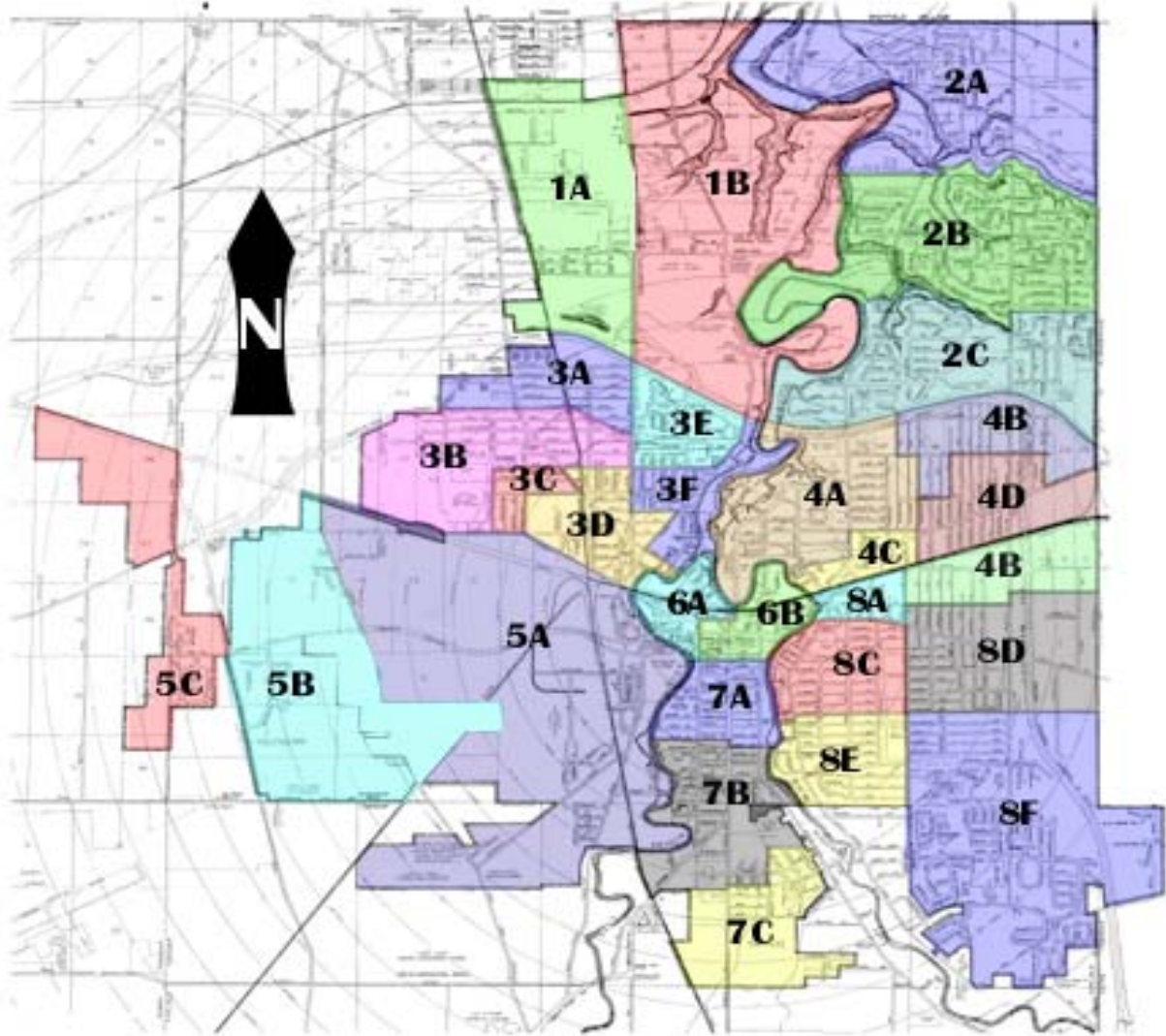


Comparison of Selected Categories 2004-2005

Category	2004	2005	Change
Reported Serious Offenses			
Murder And Non-Negligent Manslaughter	1	1	0%
Negligent Manslaughter	0	0	N/A
Justifiable Homicide	0	0	N/A
Kidnapping/Abduction	20	10	-50%
Forcible Rape	53	40	-25%
Forcible Sodomy	0	0	N/A
Sexual Assault With An Object	0	0	N/A
Forcible Fondling	51	40	-22%
Robbery	89	76	-15%
Aggravated Assault	54	54	0%
Simple Assault	1,278	1,072	-16%
Intimidation	348	328	-6%
Arson	17	14	-18%
Extortion/Blackmail	0	2	N/A
Burglary/Breaking And Entering	605	543	-10%
Larceny (Except Motor Vehicles)	1,803	1,697	-6%
Motor Vehicle Theft	146	145	-1%
Counterfeiting/Forgery	110	107	-3%
Total	4,575	4,129	-10%
Arrests			
Adult	10,240	11,013	8%
Juvenile	1,363	1,311	-4%
Total	11,603	12,324	6%
Domestic Violence			
Total Offenses	645	532	-18%
Total Arrests	353	318	-10%
Traffic			
Traffic Accidents	2,530	2,330	-8%
Traffic Citations	5,204	5,544	7%
Warrants			
Warrants Received	2,479	2,781	12%
Warrants Served/Recalled	1,691	2,726	61%
Calls for Service	39,409	38,644	-2%

Map of Reporting Sections

Some of the statistics provided in this report are broken down by section of the City. The sections referred to are shown below:



2005 Reported Serious Offenses By Area/Section of the City

Offenses (NIBRS Definition)	Area 1		Area 2						Area 3						Area 4				
	1A	1B	Total	2A	2B	2C	Total	3A	3B	3C	3D	3E	3F	Total	4A	4B	4C	4D	Total
Murder And Non-Negligent Manslaughter	0	0	0	0	0	0	0	0	0	0	0	0	0	0	0	0	0	0	0
Negligent Manslaughter	0	0	0	0	0	0	0	0	0	0	0	0	0	0	0	0	0	0	0
Justifiable Homicide	0	0	0	0	0	0	0	0	0	0	0	0	0	0	0	0	0	0	0
Kidnapping/Abduction	0	1	1	0	0	0	0	0	0	0	0	0	1	1	1	0	0	0	1
Forcible Rape	3	1	4	0	1	0	1	4	2	2	4	0	2	14	2	1	0	0	3
Forcible Sodomy	0	0	0	0	0	0	0	0	0	0	0	0	0	0	0	0	0	0	0
Sexual Assault With An Object	0	0	0	0	0	0	0	0	0	0	0	0	0	0	0	0	0	0	0
Forcible Fondling	0	3	3	1	1	1	3	2	0	0	1	2	3	8	3	0	2	1	6
Robbery	0	15	15	0	0	1	1	0	4	0	6	1	0	11	2	0	1	2	5
Aggravated Assault	0	3	3	0	0	0	0	0	0	0	4	1	3	8	0	0	1	1	2
Simple Assault	14	78	92	12	34	17	63	19	42	10	36	20	44	171	32	15	11	24	82
Intimidation	1	42	43	5	10	6	21	5	10	2	12	7	10	46	12	7	3	7	29
Arson	0	1	1	0	0	0	0	1	0	0	0	0	0	1	0	0	0	0	0
Extortion/Blackmail	0	0	0	0	1	0	1	0	0	0	0	0	0	0	0	0	0	0	0
Burglary/Breaking And Entering	6	14	20	7	17	10	34	12	15	11	17	9	14	78	14	16	7	13	50
Larceny (Except Motor Vehicles)	36	398	434	33	36	48	117	23	46	22	52	25	32	200	83	29	27	79	218
Motor Vehicle Theft	3	8	11	3	1	3	7	4	4	0	8	3	7	26	10	7	6	11	34
Counterfeiting/Forgery	1	24	25	0	0	3	3	1	2	3	7	1	2	16	1	0	0	11	12
Total	64	588	652	61	101	89	251	71	125	50	147	69	118	580	160	75	58	149	442

Reported Offenses include those that were attempted or committed

2005 Reported Serious Offenses By Area/Section of the City

Offenses (NIBRS Definition)	5A	5B	5C	Area 5 Total	6A	6B	Area 6 Total	7A	7B	7C	Area 7 Total	8A	8B	8C	8D	8E	8F	Area 8 Total	Out	Grand Total	
Murder And Non-Negligent Manslaughter	0	0	0	0	0	1	1	0	0	0	0	0	0	0	0	0	0	0	0	0	1
Negligent Manslaughter	0	0	0	0	0	0	0	0	0	0	0	0	0	0	0	0	0	0	0	0	0
Justifiable Homicide	0	0	0	0	0	0	0	0	0	0	0	0	0	0	0	0	0	0	0	0	0
Kidnapping/Abduction	1	0	0	1	0	1	1	4	1	0	5	0	0	0	0	0	0	0	0	0	10
Forcible Rape	1	1	0	2	2	2	4	2	1	2	5	0	1	0	3	0	2	6	1	40	
Forcible Sodomy	0	0	0	0	0	0	0	0	0	0	0	0	0	0	0	0	0	0	0	0	
Sexual Assault With An Object	0	0	0	0	0	0	0	0	0	0	0	0	0	0	0	0	0	0	0	0	
Forcible Fondling	6	1	0	7	0	1	1	5	2	1	8	0	0	3	0	0	1	4	0	40	
Robbery	0	1	0	1	9	8	17	8	4	2	14	4	0	3	4	0	1	12	0	76	
Aggravated Assault	4	1	0	5	9	6	15	5	4	2	11	1	0	2	4	0	3	10	0	54	
Simple Assault	71	46	17	134	54	33	87	125	111	57	293	8	9	31	45	11	43	147	3	1,072	
Intimidation	16	11	1	28	14	10	24	36	28	13	77	7	2	14	22	1	11	57	3	328	
Arson	4	0	1	5	1	0	1	1	1	0	2	0	0	2	2	0	0	4	0	14	
Extortion/Blackmail	0	1	0	1	0	0	0	0	0	0	0	0	0	0	0	0	0	0	0	2	
Burglary/Breaking And Entering	45	23	7	75	19	24	43	39	68	40	147	4	19	15	36	9	13	96	0	543	
Larceny (Except Motor Vehicles)	42	57	20	119	42	73	115	102	67	50	219	28	34	64	78	19	52	275	0	1,697	
Motor Vehicle Theft	7	5	3	15	5	6	11	6	11	4	21	2	4	3	5	2	4	20	0	145	
Counterfeiting/Forgery	1	3	3	7	1	10	11	8	4	1	13	3	1	1	8	1	6	20	0	107	
Total	198	150	52	400	156	175	331	341	302	172	815	57	70	138	207	43	136	651	7	4,129	

Reported Offenses include those that were attempted or committed

Adult Arrests 2005

Charges (NIBRS Definition)	JAN	FEB	MAR	APR	MAY	JUN	JUL	AUG	SEP	OCT	NOV	DEC	TOTAL
Murder And Non-Negligent Manslaughter	0	0	0	0	0	2	0	0	0	0	0	0	2
Negligent Manslaughter	0	0	0	0	0	0	0	0	0	0	0	0	0
Justifiable Homicide	0	0	0	0	0	0	0	0	0	0	0	0	0
Kidnapping/Abduction	0	0	0	0	1	1	1	0	0	2	1	1	7
Forcible Rape	0	0	0	1	0	0	1	0	0	2	0	0	4
Forcible Sodomy	0	0	0	0	0	0	0	0	0	0	0	0	0
Sexual Assault With An Object	0	0	0	0	0	0	0	0	0	0	0	0	0
Forcible Fondling	1	0	1	0	2	0	0	0	0	1	1	0	6
Robbery	4	5	6	2	1	2	1	0	1	0	1	3	26
Aggravated Assault	2	5	3	2	1	6	6	2	3	3	6	6	45
Simple Assault	44	30	40	46	39	45	47	41	41	27	33	37	470
Intimidation	4	1	13	9	8	16	8	4	1	7	3	6	80
Arson	0	0	0	0	2	0	0	0	0	0	0	0	2
Extortion/Blackmail	0	0	0	0	0	0	0	0	0	0	0	0	0
Burglary/Breaking And Entering	7	6	12	1	7	3	4	5	4	11	3	6	69
Larceny (Except Motor Vehicles)	29	18	27	30	29	31	26	41	33	28	42	20	354
Motor Vehicle Theft	0	0	0	0	1	0	0	0	0	0	0	1	2
Counterfeiting/Forgery	211	3	4	2	18	5	5	20	3	2	5	3	281
False Pretenses/Swindle/Confidence Game	2	7	5	3	5	1	8	7	10	6	8	7	69
Credit Card/Automatic Teller Machine Fraud	0	2	1	1	1	2	1	1	0	0	0	1	10
Impersonation (For Profit Or Advantage)	0	0	0	1	0	1	0	1	0	0	3	0	6
Welfare Fraud	0	0	0	0	0	0	0	0	0	0	0	0	0
Embezzlement	0	0	0	0	0	0	0	0	0	0	0	0	0
Stolen Property Offense	6	10	12	5	17	6	3	9	5	3	18	7	101
Destruction/Damage/Vandalism Of Property	2	7	7	9	2	7	4	9	5	5	6	3	66
Drug/Narcotic Violations	35	34	17	20	30	34	77	44	64	66	62	38	521
Drug Equipment	11	13	12	6	13	15	26	24	38	33	31	22	244
Incest	0	0	0	0	0	0	0	0	0	0	0	0	0
Statutory Rape	5	1	2	0	0	1	1	1	0	0	1	0	12
Pornography/Obscene Material	0	1	0	0	0	0	0	0	0	0	0	0	1
Betting/Wagering	0	0	0	0	0	0	0	0	0	0	0	0	0
Operation/Promotion/Assisting Gambling	0	0	0	0	0	0	0	0	1	0	0	0	1
Gaming Equipment Operations	0	0	0	0	0	0	0	0	0	0	0	0	0
Sports Tampering	0	0	0	0	0	0	0	0	0	0	0	0	0
Prostitution	0	0	0	0	0	0	0	0	0	0	0	0	0
Assisting Or Promoting Prostitution	0	0	0	0	0	0	0	2	1	0	0	0	3
Bribery	0	0	0	0	0	0	0	0	0	0	0	0	0
Weapon Law Violations	11	4	7	1	2	1	6	5	4	8	2	10	61
Bad Checks	6	12	8	10	10	6	33	8	6	7	5	6	117
Curfew/Loitering/Vagrancy Violations	1	0	7	0	0	0	8	4	2	0	1	0	23
Disorderly Conduct	49	48	42	60	47	62	81	65	59	50	33	43	639
Driving Under Influence (D.U.I.)	40	31	23	24	22	16	33	27	18	33	36	35	338
Drunkenness	0	0	0	0	0	0	0	0	0	0	0	0	0
Family Offenses, Non-Violent	0	0	0	0	0	0	0	0	0	0	0	0	0
Liquor Law Violations	8	13	6	7	8	11	29	17	10	24	17	9	159
Peeping Tom (Voyerism)	0	0	0	0	0	0	0	0	0	0	0	0	0
Run-Away	0	0	0	0	0	0	0	0	0	0	1	0	1
Trespass Of Real Property	2	4	4	3	6	103	5	4	8	3	5	4	151
All Other Offenses	527	508	562	593	613	668	751	696	572	608	561	483	7,142
Total	1,007	763	821	836	885	1,045	1,165	1,037	889	929	885	751	11,013

Juvenile Arrests 2005

Charges (NIBRS Definition)	JAN	FEB	MAR	APR	MAY	JUN	JUL	AUG	SEP	OCT	NOV	DEC	TOTAL
Murder And Non-Negligent Manslaughter	0	0	0	0	0	0	0	0	0	0	0	0	0
Negligent Manslaughter	0	0	0	0	0	0	0	0	0	0	0	0	0
Justifiable Homicide	0	0	0	0	0	0	0	0	0	0	0	0	0
Kidnapping/Abduction	0	0	0	0	0	0	0	0	0	0	0	0	0
Forcible Rape	0	0	0	0	0	2	0	0	0	0	0	0	2
Forcible Sodomy	0	0	0	0	0	0	0	0	0	0	0	0	0
Sexual Assault With An Object	0	0	0	0	0	0	0	0	0	0	0	0	0
Forcible Fondling	0	0	0	0	0	10	1	0	0	0	0	0	11
Robbery	0	1	0	1	0	0	0	3	3	1	2	2	13
Aggravated Assault	0	0	0	1	1	0	0	1	0	0	0	0	3
Simple Assault	7	7	14	5	15	7	8	26	20	16	2	7	134
Intimidation	4	1	7	7	1	1	3	5	1	1	1	0	32
Arson	0	0	0	0	0	0	0	0	0	0	0	0	0
Extortion/Blackmail	0	0	0	0	0	0	0	0	0	0	0	0	0
Burglary/Breaking And Entering	1	0	3	2	5	0	0	14	3	1	0	3	32
Larceny (Except Motor Vehicles)	2	3	5	6	3	1	10	9	6	3	7	6	61
Motor Vehicle Theft	0	0	0	1	1	0	17	1	2	1	0	0	23
Counterfeiting/Forgery	1	0	1	1	1	0	1	0	0	1	1	0	7
False Pretenses/Swindle/Confidence Game	1	0	0	2	1	0	2	0	1	2	0	1	10
Credit Card/Automatic Teller Machine Fraud	0	0	0	0	0	0	0	0	0	0	0	0	0
Impersonation (For Profit Or Advantage)	0	0	0	0	0	0	0	0	0	0	0	0	0
Welfare Fraud	0	0	0	0	0	0	0	0	0	0	0	0	0
Embezzlement	0	0	0	0	0	0	0	0	0	0	0	0	0
Stolen Property Offense	5	4	1	4	1	2	1	4	0	0	5	0	27
Destruction/Damage/Vandalism Of Property	0	3	6	2	3	3	1	11	1	0	0	0	30
Drug/Narcotic Violations	1	8	1	3	6	5	10	3	7	0	5	3	52
Drug Equipment	0	0	0	0	0	0	4	3	1	1	2	0	11
Incest	0	0	0	0	0	0	0	0	0	0	0	0	0
Statutory Rape	0	0	0	0	0	0	2	0	0	0	0	0	2
Pornography/Obscene Material	0	0	0	0	0	0	0	0	0	0	0	0	0
Betting/Wagering	0	0	0	0	0	0	0	0	0	0	0	0	0
Operation/Promotion/Assisting Gambling	0	0	0	0	0	0	2	0	0	0	0	0	2
Gaming Equipment Operations	0	0	0	0	0	0	0	0	0	0	0	0	0
Sports Tampering	0	0	0	0	0	0	0	0	0	0	0	0	0
Prostitution	0	0	0	0	0	0	0	0	0	0	0	0	0
Assisting Or Promoting Prostitution	0	0	0	0	0	0	0	0	0	0	0	0	0
Bribery	0	0	0	0	0	0	0	0	0	0	0	0	0
Weapon Law Violations	1	2	0	1	0	2	0	0	0	5	1	2	14
Bad Checks	0	0	0	0	0	0	0	0	0	0	0	0	0
Curfew/Loitering/Vagrancy Violations	0	0	0	0	0	0	0	0	0	0	0	0	0
Disorderly Conduct	8	6	8	6	6	5	5	9	16	13	4	4	90
Driving Under Influence (D.U.I.)	0	0	1	0	0	1	0	0	0	0	0	0	2
Drunkenness	0	0	0	0	0	0	0	0	0	0	0	0	0
Family Offenses, Non-Violent	0	0	0	0	0	0	0	0	0	0	0	0	0
Liquor Law Violations	1	1	4	1	1	5	7	4	2	5	1	2	34
Peeping Tom (Voyerism)	0	0	0	0	0	0	0	0	0	0	0	0	0
Run-Away	0	0	0	0	0	0	0	0	0	0	0	0	0
Trespass Of Real Property	1	2	1	1	5	5	4	7	0	1	0	0	27
All Other Offenses	40	94	65	47	67	48	57	71	58	71	40	34	692
Total	73	132	117	91	117	97	135	171	121	122	71	64	1,311

Calls for Service

Source of Call

Source of Calls	2004	2005	Change
Enhanced 911	3,200	2,952	-8%
Telephone	30,710	29,899	-3%
Police Radio	2,411	2,125	-12%
In-Person	3,760	3,655	-3%
Other Sources	15	13	-13%
Total Calls for Service	40,096	38,644	-4%

Calls for Service

By Area/Section of the City

Section	2004	2005	Change
1A	579	587	1%
1B	3,657	3,507	-4%
Area 1 Total	4,236	4,094	-3%
2A	818	699	-15%
2B	1,087	985	-9%
2C	1,055	1,059	0%
Area 2 Total	2,960	2,743	-7%
3A	779	694	-11%
3B	1,339	1,178	-12%
3C	378	376	-1%
3D	1,362	1,321	-3%
3E	947	894	-6%
3F	1,547	1,421	-8%
Area 3 Total	6,352	5,884	-7%
4A	1,302	1,384	6%
4B	736	617	-16%
4C	578	564	-2%
4D	1,357	1,280	-6%
Area 4 Total	3,973	3,845	-3%
5A	2,088	1,995	-4%
5B	963	923	-4%
5C	366	326	-11%
Area 5 Total	3,417	3,244	-5%
6A	2,418	2,411	0%
6B	2,441	2,194	-10%
Area 6 Total	4,859	4,605	-5%
7A	3,141	3,379	8%
7B	2,714	2,678	-1%
7C	1,572	1,304	-17%
Area 7 Total	7,427	7,361	-1%
8A	481	495	3%
8B	485	531	9%
8C	1,438	1,267	-12%
8D	1,837	1,916	4%
8E	357	337	-6%
8F	1,472	1,476	0%
Area 8 Total	6,070	6,022	-1%
Outside City	802	846	5%
Total	40,096	38,644	-4%

Domestic Violence - Offenses and Arrests

2005	JAN	FEB	MAR	APR	MAY	JUN	JUL	AUG	SEP	OCT	NOV	DEC	TOTAL
Reported Offenses	49	34	38	51	49	40	54	58	39	41	37	42	532
Adult Arrests	29	17	20	24	21	24	28	30	15	17	17	23	265
Juvenile Arrests	3	4	6	2	4	3	6	11	6	4	2	2	53
Total Arrests	32	21	26	26	25	27	34	41	21	21	19	25	318

Traffic Accidents and Enforcement 2005

Type of Accident	JAN	FEB	MAR	APR	MAY	JUN	JUL	AUG	SEP	OCT	NOV	DEC	TOTAL
Fatal	0	0	0	0	1	0	0	0	0	0	0	0	1
Personal Injury	23	28	46	24	37	42	45	40	29	44	38	42	438
Property Damage	179	174	181	160	116	119	123	129	148	158	169	215	1,871
Unknown Type	2	1	1	1	2	2	1	3	2	1	1	3	20
Total	204	203	228	185	156	163	169	172	179	203	208	260	2,330

Special Types (Included in Total)	JAN	FEB	MAR	APR	MAY	JUN	JUL	AUG	SEP	OCT	NOV	DEC	TOTAL
Bicycle	0	0	1	0	0	5	3	0	2	2	1	2	16
Pedestrian Accidents	0	5	1	1	4	0	0	5	0	1	1	3	21
Motorcycle	0	0	0	0	2	1	4	1	2	0	0	0	10
Hit Skip-Public	23	15	18	16	16	18	17	17	13	14	20	20	207
Hit Skip-Private Property	17	11	14	9	6	8	11	8	5	8	11	17	125
Private Property Accidents	52	43	46	42	32	30	36	37	34	40	44	62	498

Enforcement Action	JAN	FEB	MAR	APR	MAY	JUN	JUL	AUG	SEP	OCT	NOV	DEC	TOTAL
Accident Citations	216	208	229	188	157	167	175	175	182	212	216	265	2,390
Total Traffic Citations	428	427	415	382	513	526	585	524	425	497	426	396	5,544

Towed / Impounded Vehicles

Through the course of a year, the Elyria Police Department tows many vehicles. These vehicles are towed for many reasons. In some cases, the owner never reclaims the vehicles, so the police department overtakes ownership of the vehicle. With ownership, the department can auction the vehicle at the annual police auction or have it sent for salvage at a contracted salvage dealer.

The following are the statistics for activity on towed and impounded vehicles by the Elyria Police Department for 2005:

Activity Summary

Calls for Tows for 2005	1739
Impounds Carried Over From Prior Years	91
Total Vehicles Released in 2005	1767
Impounds to Carry Over to 2006	63

Disposition for Released Vehicles:	Carry Overs From Prior Years	2005 Tows	Total Vehicles Released
Affidavit In Progress *	0	6	6
Sold at Auction	27	11	38
Destroyed-Abandoned Junk Motor Vehicle	1	1	2
EPD Ownership Ordered by Court	5	3	8
Released to Non-Owner	1	98	99
Released to Other family Member	2	95	97
Released to Other Agency	0	11	11
Released to Owner	6	1224	1230
Tow Cancelled	0	20	20
Salvaged at Universal Joint	1	1	2
Salvaged at Sugar Ridge	23	230	253
Towing Company took Title	0	1	1
	66	1701	1767

* Affidavits have been submitted to the state requesting authorization for disposal.

Notifications

Affidavits Mailed to the State	718
Certified Mail to Owners/Lienholders	681
U.S. Mail to Owners	558

Vehicles Unclaimed and Disposed of per ORC	253	35%
--	-----	-----

Auction Summary

Auction Income	# of Vehicles	Amount
Impounded Vehicles	23	\$8,925.00
Seized/Forfeited Vehicles	15	\$10,045.00
Total	38	\$18,970.00

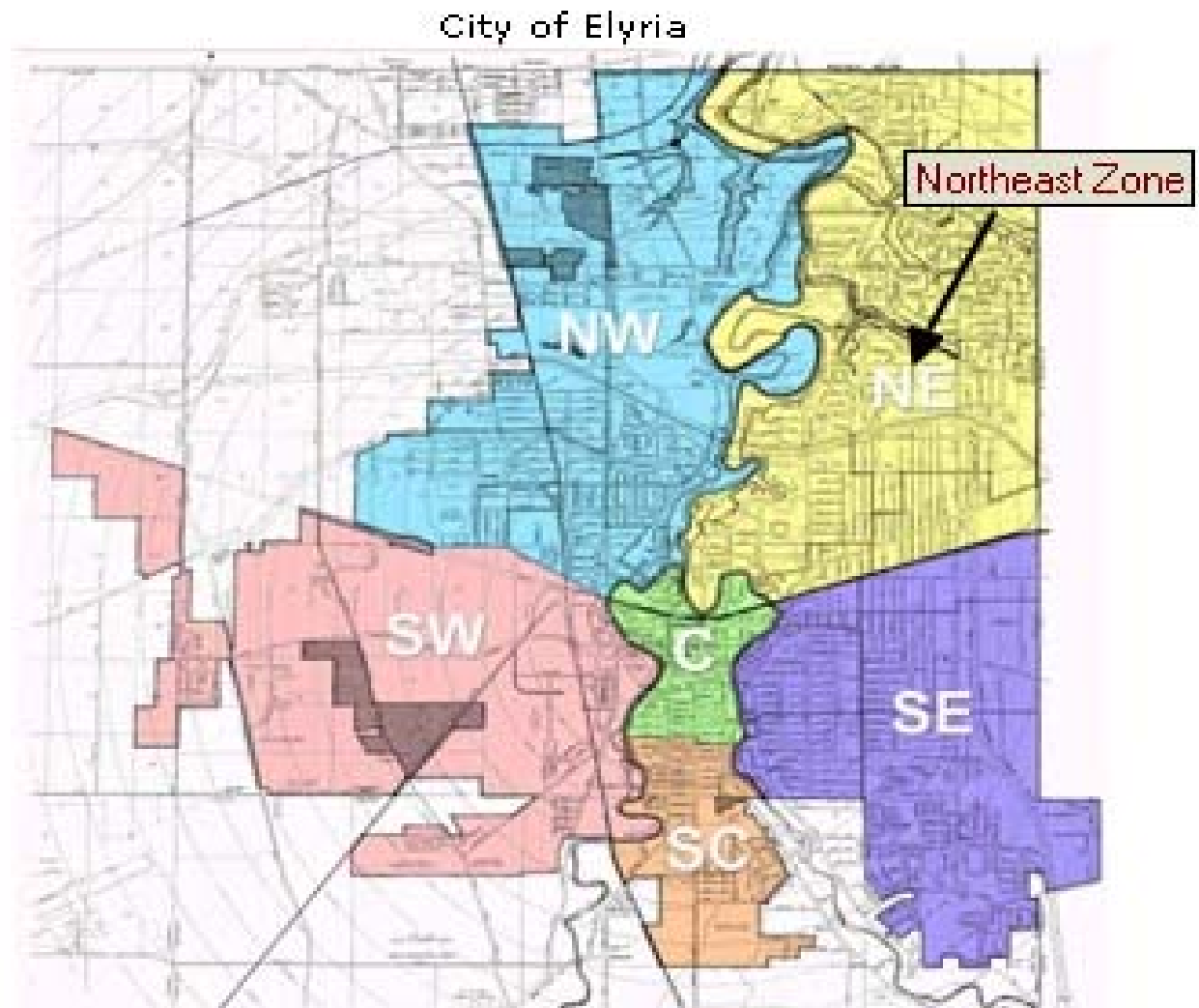
Dispersements	Amount
General Fund	\$2,544.00
Elyria Towing Service	\$6,191.00
Knott's Towing Service	\$190.00
Elyria Police Department	\$5,671.66
Lorain County Prosecutor	\$2,706.67
Task Force	\$1,666.67
Total	\$18,970.00

Warrant Processing 2005

2005	JAN	FEB	MAR	APR	MAY	JUN	JUL	AUG	SEP	OCT	NOV	DEC	TOTAL
Warrants Received	234	313	332	317	196	212	194	199	215	231	161	177	2,781
Warrants Served/Recalled	212	221	308	315	199	246	250	216	203	203	202	151	2,726

Community Oriented Policing Services C.O.P.S.

Elyria Police Department has revamped the Community Policing Program. In the past the police department had a specialized unit assigned to handling all the neighborhood problems in the city. The new program focuses on a department wide community oriented policing philosophy. Hopefully with the new direction the police department is taking, it will improve the police department response to long-term problems in the neighborhoods and also develop a one on one relationship between civilians in the officers allocated zones.



The police department divided the city into six patrol zones (Neighborhoods). There are officers assigned to the COPS program on all three shifts, along with detectives and supervisors responsible for solving neighborhood problems. Each neighborhood officer was selected to work those areas on a long-term basis. The purpose of assigning the officers to the same zone is so that the officers could work with the citizens in those areas, to identify the problems and then to find solutions to the problems by developing partnerships with the people who live in the neighborhoods.

Special Response Team - SRT

2005

The Elyria Police Special Response Team was involved in nine (9) special situations in 2005 where the skills of the special response team were needed. Six of the calls were for drug raids and search warrants at 356 6th Street, 930 Middle Avenue, 252 13th Street, 1310 West Avenue, 121 Homer Court, and 249 Gates Avenue. The Special Response Team responded to a barricaded subject at 532 Walnut Street in the city of Elyria. The Elyria Police Department SRT also responded to assist the Lorain County Sheriff's Office's SWAT Team with a barricade on Island Road in Grafton Township. Elyria Police Department's SRT also assisted the Wellington Police Department with a barricade on Prospect Street in Wellington. The Special Response Team completed all of the above calls for service without any major incident or injury to all person(s) involved.

The Special Response Team trains twelve times a year. Their training includes but is not limited to firearms, victim rescue, barricaded suspects/hostage situations, building entries, dignitary protection, and rappelling. Officers on the Special Response Team are also required to pass a stringent physical fitness test four times a year to remain an active member of the team.

In 2005, the Special Response Team conducted all mandatory training to maintain proficiency in the methods and tactics used by the team and its members. All Special Response Team members completed the mandatory physical fitness tests to remain in good standing with the team.

Jail Operations 2005

The Ohio Department of Corrections and Rehabilitation conducted the annual inspection of the facility in July. The results of this inspection were 100% compliance with Ohio's Minimum Jail Standards. This marked the 8th consecutive 100% rating since the opening of the facility in May of 1998.

The following is a break down of the monies brought in through various programs and contracts:

Prisoner Housing	\$379,565.00
Evercom Phone System	\$24,932.39
Work Release	\$2,776.63
Medical Visits Recovery	\$76.66
Prescription Reimbursements	\$142.63
Inmate Commissary Fund	\$14,655.22
Total	\$422,148.53

There were 4,149 prisoners and pretrial detainees processed through the facility during 2005. This represents an increase of 36 from the previous year.

Support Services Training

In 2005, many members of the Elyria Police Department received training in numerous law enforcement related subjects. This training was accomplished through the use of outside schools and seminars, roll-call training and in-service training. The following is a list of some of the topics covered:

Controlled Force	Hate Crimes
Emergency Management	Weapons of Mass Destruction
CPR	First Aid
Firearms	Supervision
Child Abuse	Hazardous Materials
Crisis Intervention	Corrections
Life Flight	
Bio Terrorism	
Driver Training	
In-Car Video	
Domestic Violence	
Bloodborne Pathogens	
Jail Administration	
Incident Management	
Identity Theft	

During 2005, there were a total of 3,008 hours of training provided to police officers, corrections officers, dispatchers, and civilian personnel within the department at a cost of \$11,466.00. The following is a breakdown of the distribution of the training and cost by departmental unit.

UNIT	HOURS	COST
Patrol Division	1,941.0	\$9,650.00
Adult Investigations	301.0	\$478.00
Juvenile Investigations	138.5	\$720.00
Narcotics	47.0	\$325.00
Administration	161.0	\$0.00
Services	52.5	\$95.00
Communications	24.0	\$198.00
Records	11.0	\$0.00
Park Rangers	52.0	\$0.00
Corrections	272.0	\$0.00
Auxiliary	8.0	\$0.00
Total	3,008.0	\$11,466.00

During 2005, the Elyria Police Department provided tours of the police station to 311 juveniles and adults on a total of 22 organized tours. There were also 22 speaking engagements where presentations were provided to approximately 200 people.

Support Services

D.A.R.E.

The Attorney General for the State of Ohio, the Association of Police, and the Ohio Department of Education have combined their resources to bring D.A.R.E. to Ohio to prevent drug abuse by school age youth. D.A.R.E. is a kindergarten through eighth grade curriculum, with a primary emphasis in the fifth and sixth grades, just before the children are most likely to begin experimenting with drugs or alcohol. The lessons focus on techniques for resisting peer pressure, making decisions and problem solving: students are also challenged to consider the consequences for their actions and to consider healthy alternatives to drug use.

In November of 1990, the Elyria Police Department made a commitment to D.A.R.E. and the Elyria City School System by having Officer Rick Valentik complete 40 hours of D.A.R.E. training. Officer Valentik presented the first D.A.R.E. Class in the Elyria City Schools in November of 1990 and March of 1991. Beginning in March 1991 until June 1991, D.A.R.E. was presented to six Elyria schools and to parochial schools.

Officer Rick Valentik presented the D.A.R.E. curriculum until May of 1992 when officer George E. Wakemen was assigned to the position. He was trained as a D.A.R.E. officer in 1993 and conducted classes in eight public schools and two parochial schools. In April of 1993, Officer Bob Brandal was trained as a second D.A.R.E. officer and began teaching in September of 1994. In the fall of 1996 Officer Wandra Ward was trained as a third D.A.R.E. officer and began teaching in January of 1997. In 1999, one D.A.R.E. officer was reassigned to the Elyria High School to serve as a School Resource Officer.

During the 2004-2005 school year, the D.A.R.E. curriculum was presented to 556 students in 14 public, parochial, and private schools within the City of Elyria. Since the D.A.R.E. program's inception in 1990 approximately 11,400 students have graduated from the program. The D.A.R.E. program consistently receives excellent reviews from the school system and from the community.

The D.A.R.E. program is made possible in part by the funding provided with passage of the police levy by the citizens of Elyria and a grant from the Ohio Attorney General's Office. Their support and assistance are vital in helping make this police service possible.

With the cooperation of the Elyria Roll Arena, D.A.R.E. held monthly skates during the school year where 1,700 kids enjoyed Drug Free/Trouble Free evenings of fun and excitement.

Support Services

Safety Town

The 2005 Safety-Town was a cooperative effort of the City of Elyria, the Elyria Kiwanis Club, and the Fraternal Order of Police Associates and is conducted at Northwood Junior High School.

A total of 400 children received instruction during the Safety-Town Program in 2005. Since 1990, over 6,800 children have benefited from the Safety-Town Program. In general, personal safety, as well as safety going to, from and while at school is taught during the program.

There were 94 student volunteers who donated hours as Safety-Town instructors

The 2005 adult instructors included:

Officer Wandra Ward
Denise Pack
Susan Kobelka
Mary Inman
Jodi Ganda-Fingerprints
Brett Schneider-Grounds

Support Services

Adult Crossing Guard Program

The Adult Crossing Guard Program is comprised of 42 guards with permanent posts. Crossing guards work 30 to 45 hours every two weeks and are stationed at their posts 2 to 3 times a day. Rain, snow or sunshine, crossing guards are counted on throughout the school year. The guards average in age from 40 to 75 years old and are very much appreciated.

Investigative Division 2005

During the year 2005, the Elyria Police Investigative Division investigated a wide range of crime. The Investigative Division was comprised of three different divisions, the Narcotics Unit, the Youth Bureau and the Detective Bureau. The Narcotics Unit primarily investigated crimes such as Possession of Drugs, Trafficking in Drugs, Prostitution and Gambling. The Youth Bureau primarily investigated felony crimes involving juveniles as suspects or victims, as well as missing persons. The Detective Bureau primarily investigated felony crimes involving adults as suspects or victims, as well as missing persons.

In 2005, there was one homicide. Five suspects were subsequently arrested. There were two bank robberies after which the suspects were arrested. In each of these investigations crime scenes were processed, witnesses were identified and interviewed and suspects were developed. Prosecution is pending in the above robbery cases. These cases are examples of the 922 felony cases investigated by the Investigative Division of the Elyria Police Department.

Of the 922 cases investigated by the Investigative division, 317 (32.8%) were cleared by arrest or indictment.

During 2005, the Elyria Police Department's Narcotics Unit was involved in numerous drug investigations. In 2005 the unit conducted 41 controlled drug buys. Many of these narcotics buys contributed to 17 felony arrests. Some of the buys were used in conjunction with on-going investigations into drug complaints and high drug trafficking areas. The Elyria Police Department Narcotics Unit assisted the Drug Enforcement Agency (DEA) and the Lorain County Drug Task Force in a cooperative investigation into the higher echelons of the drug trafficking trade that resulted in 37 arrests for Trafficking in Drugs. The Narcotics Unit served 5 search warrants. These investigations directly led to the Civil Nuisance Abatement action of one business and three houses.

The Elyria Police Investigative Unit operates and maintains the Property/Evidence Room and is responsible for the return or disposition of abandoned vehicles. During 2005, 4698 pieces of property/evidence were processed into the Property Evidence Room. Property/Evidence is then disposed of in accordance with law. 1716 vehicles were towed by the Elyria Police Department. 1428 of those vehicles were returned to their owner. The remainder were not claimed by the owner, seized by court order, or are currently pending disposition. 232 were determined to be of little value and were destroyed. 11 were disposed of by auction and 45 are pending disposition.

The Elyria Police Department Investigative Unit presents felony cases generated by the Patrol Division to the Lorain County Grand Jury. During 2005, 353 cases were presented to the Grand Jury.

Officers assigned to the Investigative Division have received training in the following areas: Identity Crimes, Interviewing Children and the Elderly, Computer Child Exploitation, National Incident Management, Flying Armed, and Bioterrorism.

Officers assigned to the Investigative Division have participated in public speaking engagements. An officer also participates with the Elyria Police Department Honor Guard and the Motorcycle Program, which are utilized during parades and special events.

Elyria Police Auxiliary

2005

The Elyria Police Auxiliary continued to be active during 2005. The members of the Police Auxiliary donated 1,600 hours of public service to the Elyria Police Department and the community. The Elyria Police Auxiliary Officers perform numerous duties and services for the City of Elyria. Including:

- Working on patrol with patrol officers
- Working in corrections
- Working in booking
- Providing traffic control and security at special events
- Checking houses of persons on vacation
- Delivering council mail

Some of the events that the Auxiliary worked during 2005 were:

- Child Car Seat Inspection
- Police Weekend
- Special Olympics
- Easter Egg Hunt
- Memorial Day Parade
- Forth of July Festivities
- Elyria High School Band Appreciation Day
- Cleveland Pops
- The Elyria Apple Festival
- Halloween Parade
- Trick or Treat Night
- Junior High Night at North Park
- E.H.S. Graduation
- E.H.S. Home Football Games
- Flu Shot Clinic
- Cancer Societies Relay for Life
- Tri City Lupus Walk

Members of the Elyria Police Department Auxiliary in 2005

- Captain David Meredith
- Lt. Michael Cierra
- Sgt. William Keaton
- Michael Shaver
- Edwin Montalvo
- Willie Davis
- Linda Lowery
- Dena Allen
- James Ortiz
- David Robertson
- Jacob Webber
- Paul Jordan

Special Area Statistics

Wilkes Villa

	2004	2005	Change
Calls for Service	706	600	-15%
Reported Serious Offenses			
Murder And Non-Negligent Manslaughter	0	0	N/A
Negligent Manslaughter	0	0	N/A
Forcible Rape	3	2	-33%
Robbery	3	2	-33%
Aggravated Assault	0	1	N/A
Arson	0	0	N/A
Burglary/Breaking And Entering	12	14	17%
All Other Larceny (Except Motor Vehicles)	14	12	-14%
Motor Vehicle Theft	2	2	0%

Westway Gardens

	2004	2005	Change
Calls for Service	606	596	-2%
Reported Serious Offenses			
Murder And Non-Negligent Manslaughter	0	0	N/A
Negligent Manslaughter	0	0	N/A
Forcible Rape	0	1	N/A
Robbery	1	0	-100%
Aggravated Assault	0	2	N/A
Arson	1	0	-100%
Burglary/Breaking And Entering	23	20	-13%
All Other Larceny (Except Motor Vehicles)	23	11	-52%
Motor Vehicle Theft	2	1	-50%