

2
0
0
4

ELYRIA POLICE DEPARTMENT



ANNUAL REPORT



Submitted To: Mayor William M. Grace
Submitted By: Chief Michael Medders

Table of Contents

Introductory Letter to Mayor William M. Grace	1
Elyria Police Department 2004 Roster of Personnel	2
Distribution of Sworn Personnel	5
Organizational Structure	6
Comparison of Selected Categories	7
Map of Reporting Sections	8
2004 Reported Serious Offenses - By Area/Section of the City	9
Adult Arrests	11
Juvenile Arrests	12
Calls for Service	13
Domestic Violence - Offenses and Arrests	15
Traffic Accidents and Enforcement	16
Towed / Impounded Vehicles	17
Warrant Processing	18
Community Oriented Policing Services	19
Animal Control	20
Jail Operations	21
Support Services - Training	22
Support Services - D.A.R.E.	23
Support Services - Safety Town - Adult Crossing Guard Program	24
Investigative Division	25
Elyria Police Auxiliary	26
Special Area Statistics - Wilkes Villa / Westway Gardens	27



Dear Mayor Grace,

The 2004 Annual Report of the Elyria Police Department is respectfully submitted for your review. This report is based strictly on the NIBRS format for reporting crime data. It contains no Uniform Crime Report defined data.

The total calls for service in 2004 were 40,096, an increase of about 3%. In order to review the quality of service provided to the community, the department continued the program that was started during 1998 that call for the random sampling of people who have contact with members of the department in order to assess the level of service they have received. Again in 2004, the police department received a high rating from the citizens contacted, which indicated that they were satisfied with the job that the department employees were doing. I am very proud of the hard work everyone at the police department is doing to maintain this high standard of service to the public. This is being done with a staff that has been reduced by 15% due to budget issues.

Serious crimes in the City of Elyria increased by 5% in 2004 over the previous year. The most significant increase came from Rape and Robbery.

During 2004, arrests showed a slight increase in juvenile arrests of 7% and an 8% decrease in adult arrests. The number of traffic arrests was down for the year showing a decrease of 16% from 2003. In my opinion, the number of traffic arrests, is a direct correlation to the number of officers working the streets. The authorized strength of 101 officers was down to 85 officers for much of 2004.

The Elyria Police Department is working below our authorized strength of 101 officers. The city administration should make it a priority to increase the number of officers. The numbers of calls justify increasing the staffing. The safety of the city is our main priority and we will do everything possible to maintain our citizen safety. However with the reduced resources, it is going to be a very difficult task.

Chief Michael Medders

Elyria Police Department 2004 Roster of Personnel

As of December 31, 2004

CHIEF OF POLICE

Michael Medders 05/12/76

CAPTAIN

R A Hood 05/12/76

D P Whitely 05/07/90

D P Jaykel 09/02/79

LIEUTENANT

J Forgacs 04/03/83

R L Juncker 10/06/85

A D Eichenlaub 04/02/90

M E Dussel 09/29/86

S P Sargent 10/06/85

C P Costantino 04/02/90

SERGEANT

M G Behne 02/25/74

L H Robinson 11/28/77

K A Smith 10/06/85

J J Homoki 05/11/92

D Bermudez 08/30/93

P C Hammonds 09/06/94

D G Mayne 05/07/90

R Ellis 10/06/85

B S Rado 09/06/94

L R Frank 01/03/95

M J Eichenlaub 01/11/93

W R Pelko 09/06/94

C R Warfield 02/07/94

PATROLMAN

R L Brandal 03/02/75 Retired 07/16/2004

J A Vanerkhove 05/11/75

J G Figula 11/28/77

E E Banks 10/29/78 Retired 08/13/2004

K H Roth 09/02/79

B E Currier 09/02/79

E A Halvorsen 11/19/79

G E Wakeman 01/23/83

T D Folley 10/06/85

S A Ashley 04/02/90

S L Willis 04/02/90

J B Vanerkhove 05/07/90

J M Kogelman 05/07/90 Retired 01/02/2004

J A Sword 05/07/90

A J Urban 05/11/92

R L Hall 05/11/92

W A Ward 01/11/93

R G Walker 01/11/93

G A Longacre 01/11/93

H D See 01/11/93

H P Adams 01/11/93

J D Cooley 01/11/93

L J Barbee 08/30/93

M J Mitchell		08/30/93	
R M Baker		08/30/93	
P A Lesner		02/07/94	
W C Witt		09/06/94	
J C Rider		09/06/94	
F M Merrill		09/06/94	
J A Kerstetter		09/06/94	
M J Darmstadt		09/06/94	
J A Loesch		01/03/95	
R E Hudzinski		01/03/95	
U H Rebsamen		01/03/95	
T M Brezina		01/17/95	
E S Vanerkhove		08/28/95	
P H Vanwormer		08/28/95	
B T Scott		12/23/96	Deceased 08/27/2004
D L Baker		12/23/96	
M P Tanner		12/23/96	
B R Miracle		12/23/96	
J P Metz		08/25/97	
T J Kenneally		08/25/97	
J D Cunningham		03/23/98	
D J Ross		03/23/98	
R W Dietsche		03/23/98	
M D Fairbanks		09/18/98	
J P Widmer		09/18/98	
J P Welsh		09/18/98	
T S Baracskai		09/18/98	
J J Homoki		09/18/98	
D J Sumpter		09/29/98	
J S Currier		09/13/99	
D C Kerecz		09/13/99	
L M Dietsche		09/13/99	
D L Moss		03/30/98	
R D Ilcisko		03/30/98	
J G Figula		02/24/99	
R T Buckway		10/02/00	
T E Wade		10/02/00	
J W Davidson		10/02/00	
G W Drake		01/04/02	
G W Lantz		01/04/02	
V M Ligas		01/04/02	
S R Zacharias		09/06/94	
C M Ashley		09/22/03	
J F Lundeen		09/23/03	Resigned 03/26/2004
D M Marsico		09/23/03	
R V Pluta		09/23/03	Resigned 01/26/2004

OTHER

Pastor Fredriksen	Police Chaplain	04/01/98
Curtis Daniel	Police Chaplain	03/01/02

PARK RANGER

Derek Lisi	Park Ranger	06/20/99
Daniel Jarven	Park Ranger	09/13/99

CORRECTIONS - FULL TIME

Precious Beard	Corrections Officer	03/30/98
Ivan Grieve	Corrections Officer	03/22/99
Mark Rice	Corrections Officer	04/26/99

David Adams	Corrections Officer	05/10/00	Resigned 11/12/2004
June Knowlton	Corrections Officer	05/15/00	
Robert Whiting	Corrections Officer	02/26/01	
Ryan Allen	Corrections Officer	10/08/96	
Karen Schroyer	Corrections Officer	07/09/01	
Donald Wilmoth	Corrections Officer	08/13/01	
Mark Palmer	Corrections Officer	09/24/02	
Thomas Reighley	Corrections Officer	10/20/02	
Leah Bauer	Corrections Officer	06/16/03	
Cory Brian	Corrections Officer	06/16/03	
Darren Martin	Corrections Officer	06/16/03	
CORRECTIONS - PART TIME			
John Toth	Corrections Officer	05/05/99	
CORRECTIONS - ADMINISTRATOR			
David Bolin	Jail Administrator	03/30/98	
CORRECTIONS SUPERVISOR I			
William Cameron	Corrections Officer	08/15/94	
Todd Clement	Corrections Officer	05/08/00	
CORRECTIONS SUPERVISOR III			
Nicole Gendics	Corrections Officer	03/30/98	
Kimberly Marcum	Corrections Officer	03/30/98	
CIVILIAN - FULL TIME			
Patricia Leshner	Dispatcher	04/03/83	
Linda Borthwick	Secretary	05/20/85	
Georgia Bates	Dispatcher	01/20/87	
Susan Stefek	Secretary	05/03/82	
Rene Stiles	Dispatcher	07/02/89	
Paulette Kelley	Records Clerk	07/06/86	
Vickie Felder	Dispatcher	05/06/93	
Douglas Gigliotti	Animal Control Officer	02/06/94	
Denise Pack	School Crossing Guard Supervisor	11/27/79	
Frances Ross	Dispatcher	10/17/94	
Brian Rothgery	Computer Systems Manager	12/24/95	
Gina Rothgery	Secretary	06/20/94	
Stacy Witt	Dispatcher	05/12/97	
Sherman Jones	Records Supervisor	01/05/98	
Susan Patton	Secretary	03/09/92	
Judy Grabowski	Records Clerk	03/30/98	
Joyce Moore	Records Clerk	01/21/97	
Brett Schneider	Building Maintenance Specialist	05/26/98	
Dawn Bellottie	Parking Enforcement Clerk	11/22/99	
Barbara Ewing	Records Clerk	07/06/98	
Melissa Green	Dispatcher	03/06/00	Resigned 03/15/2004
Debbie Powers	Dispatcher	03/06/00	
Koury Henderson	Computer Operations Specialist	10/20/00	
Mary Inman	Records Clerk	02/26/01	
Robin Kaminski	Records Clerk	03/26/01	
Joann Truman	Records Clerk	10/03/94	
Nicole Tuma	Dispatcher	12/15/02	
CIVILIAN - PART TIME			
Susan Kobelka	Records Clerk	07/07/98	Resigned 11/09/2004
Steven Mccall	Inmate Services	09/13/99	
Richard Pozywak	Dispatcher	05/15/00	Resigned 11/14/2004
Michael Eichenlaub	Records Clerk	05/26/03	Resigned 01/09/2004
Jennifer Ward	Records Clerk	06/09/03	Resigned 11/05/2004
Judith Thomasson	Dispatcher	10/06/03	Resigned 01/15/2004

Distribution of Sworn Personnel

As of December 31, 2004

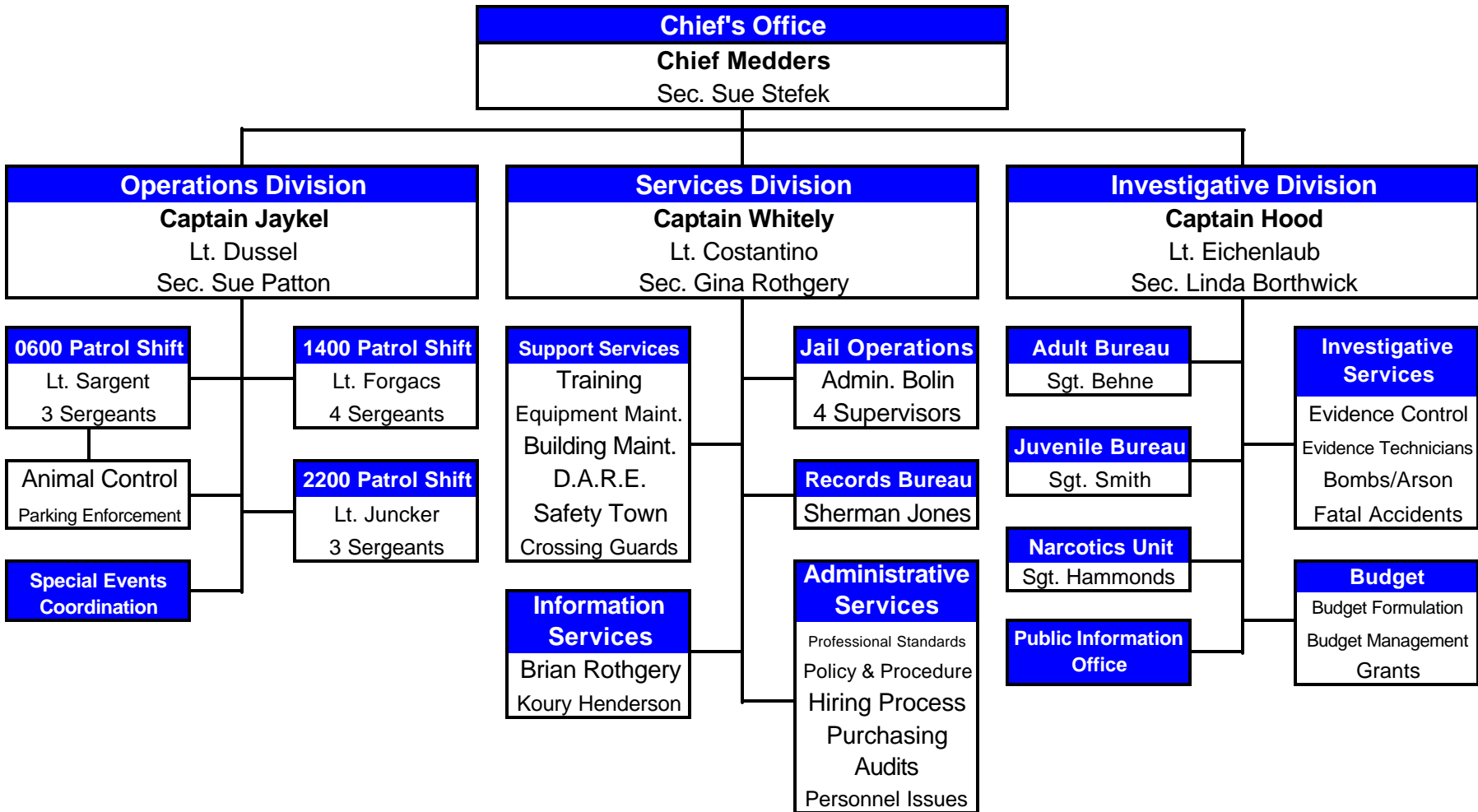
By Rank:

CHIEF OF POLICE	1
CAPTAINS	3
LIEUTENANTS	6
SERGEANTS	13
OFFICERS	63
TOTAL	86

By Assignment:

CHIEF'S OFFICE	1
SERVICES DIVISION	3
PATROL	67
INVESTIGATIVE	15
TOTAL	86

Organizational Structure

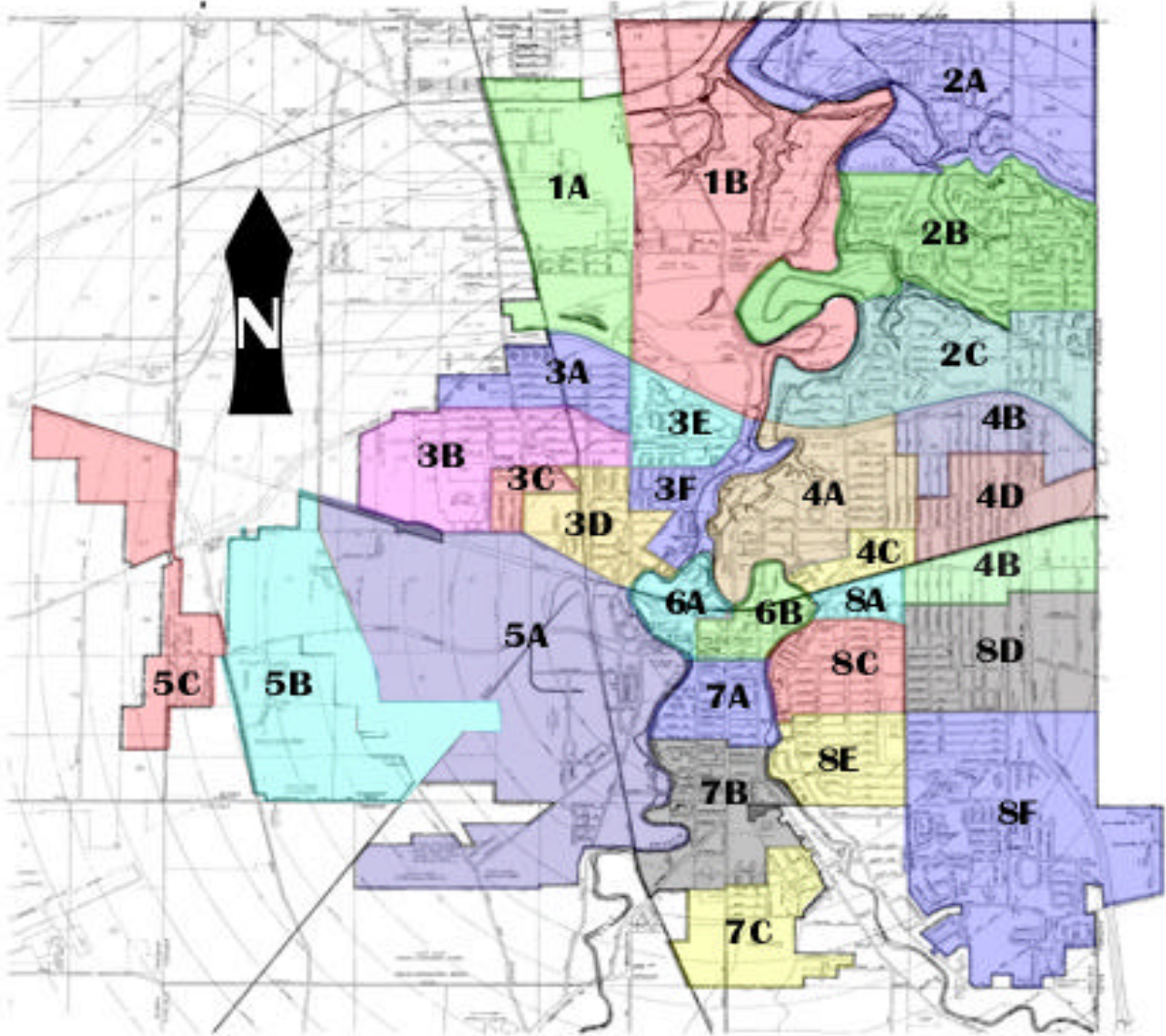


Comparison of Selected Categories 2003-2004

Category	2003	2004	Change
Reported Serious Offenses			
Murder And Non-Negligent Manslaughter	4	1	-75%
Negligent Manslaughter	0	0	N/A
Justifiable Homicide	0	0	N/A
Kidnapping/Abduction	14	20	43%
Forcible Rape	36	53	47%
Forcible Sodomy	1	0	-100%
Sexual Assault With An Object	0	0	N/A
Forcible Fondling	42	51	21%
Robbery	62	89	44%
Aggravated Assault	39	54	38%
Simple Assault	1,224	1,278	4%
Intimidation	358	348	-3%
Arson	10	17	70%
Extortion/Blackmail	0	0	N/A
Burglary/Breaking And Entering	479	605	26%
Larceny (Except Motor Vehicles)	1,854	1,803	-3%
Motor Vehicle Theft	116	146	26%
Counterfeiting/Forgery	113	110	-3%
Total	4,352	4,575	5%
Arrests			
Adult	11,167	10,240	-8%
Juvenile	1,273	1,363	7%
Total	12,440	11,603	-7%
Domestic Violence			
Total Offenses	621	645	4%
Total Arrests	336	353	5%
Traffic			
Traffic Accidents	2,533	2,530	0%
Traffic Citations	6,230	5,204	-16%
Warrants			
Warrants Received	2,637	2,479	-6%
Warrants Served/Recalled	2,593	1,691	-35%
Calls for Service			
	38,994	40,096	3%

Map of Reporting Sections

Some of the statistics provided in this report are broken down by section of the City. The sections referred to are shown below:



2004 Reported Serious Offenses By Area/Section of the City

Offenses (NIBRS Definition)	1A	1B	Area 1 Total	2A	2B	2C	Area 2 Total	3A	3B	3C	3D	3E	3F	Area 3 Total	4A	4B	4C	4D	Area 4 Total
Murder And Non-Negligent Manslaughter	0	0	0	0	0	0	0	1	0	0	0	0	0	1	0	0	0	0	0
Negligent Manslaughter	0	0	0	0	0	0	0	0	0	0	0	0	0	0	0	0	0	0	0
Justifiable Homicide	0	0	0	0	0	0	0	0	0	0	0	0	0	0	0	0	0	0	0
Kidnapping/Abduction	1	1	2	0	2	1	3	1	0	0	3	0	1	5	1	0	0	0	1
Forcible Rape	1	2	3	0	1	2	3	1	3	1	2	1	4	12	1	2	1	1	5
Forcible Sodomy	0	0	0	0	0	0	0	0	0	0	0	0	0	0	0	0	0	0	0
Sexual Assault With An Object	0	0	0	0	0	0	0	0	0	0	0	0	0	0	0	0	0	0	0
Forcible Fondling	1	4	5	1	1	2	4	3	0	0	2	0	4	9	0	1	0	1	2
Robbery	2	18	20	1	0	1	2	1	2	1	5	4	4	17	1	1	2	2	6
Aggravated Assault	1	0	1	2	1	1	4	0	0	1	2	0	4	7	2	0	0	1	3
Simple Assault	12	58	70	22	35	19	76	26	41	12	48	34	40	201	34	15	10	14	73
Intimidation	1	27	28	8	4	7	19	11	12	4	19	7	13	66	9	6	4	2	21
Arson	0	2	2	0	0	0	0	0	0	0	1	0	0	1	0	0	0	0	0
Extortion/Blackmail	0	0	0	0	0	0	0	0	0	0	0	0	0	0	0	0	0	0	0
Burglary/Breaking And Entering	8	40	48	32	20	11	63	11	22	14	19	12	19	97	29	11	9	16	65
Larceny (Except Motor Vehicles)	39	452	491	49	44	34	127	30	56	11	48	23	52	220	58	41	35	68	202
Motor Vehicle Theft	1	10	11	1	3	2	6	4	6	3	6	4	10	33	2	2	5	2	11
Counterfeiting/Forgery	2	22	24	1	1	4	6	1	1	1	10	1	4	18	2	1	0	5	8
Total	69	636	705	117	112	84	313	90	143	48	165	86	155	687	139	80	66	112	397

Reported Offenses include those that were attempted or committed

2004 Reported Serious Offenses By Area/Section of the City

Offenses (NIBRS Definition)	5A	5B	5C	Area 5 Total	6A	6B	Area 6 Total	7A	7B	7C	Area 7 Total	8A	8B	8C	8D	8E	8F	Area 8 Total	Out	Grand Total	
Murder And Non-Negligent Manslaughter	0	0	0	0	0	0	0	0	0	0	0	0	0	0	0	0	0	0	0	0	1
Negligent Manslaughter	0	0	0	0	0	0	0	0	0	0	0	0	0	0	0	0	0	0	0	0	0
Justifiable Homicide	0	0	0	0	0	0	0	0	0	0	0	0	0	0	0	0	0	0	0	0	0
Kidnapping/Abduction	2	0	0	2	1	1	2	2	1	1	4	0	0	1	0	0	0	1	0	0	20
Forcible Rape	0	2	1	3	4	2	6	6	5	5	16	1	0	2	1	0	1	5	0	0	53
Forcible Sodomy	0	0	0	0	0	0	0	0	0	0	0	0	0	0	0	0	0	0	0	0	0
Sexual Assault With An Object	0	0	0	0	0	0	0	0	0	0	0	0	0	0	0	0	0	0	0	0	0
Forcible Fondling	1	3	2	6	3	4	7	2	6	3	11	0	0	3	2	0	2	7	0	0	51
Robbery	1	0	0	1	7	6	13	10	8	3	21	3	2	2	2	0	0	9	0	0	89
Aggravated Assault	0	1	0	1	6	7	13	6	10	4	20	0	0	1	3	1	0	5	0	0	54
Simple Assault	86	45	18	149	81	66	147	138	129	107	374	10	10	55	57	8	45	185	3	0	1,278
Intimidation	17	8	5	30	26	15	41	45	27	23	95	5	3	11	15	0	14	48	0	0	348
Arson	2	0	0	2	4	0	4	5	2	0	7	0	0	0	1	0	0	1	0	0	17
Extortion/Blackmail	0	0	0	0	0	0	0	0	0	0	0	0	0	0	0	0	0	0	0	0	0
Burglary/Breaking And Entering	39	23	4	66	16	18	34	44	57	31	132	4	10	25	25	12	24	100	0	0	605
Larceny (Except Motor Vehicles)	66	44	11	121	69	69	138	89	82	56	227	25	21	80	68	23	54	271	6	0	1,803
Motor Vehicle Theft	8	2	2	12	8	6	14	20	13	3	36	0	1	8	10	1	3	23	0	0	146
Counterfeiting/Forgery	5	4	1	10	4	11	15	3	0	7	10	5	2	3	7	0	2	19	0	0	110
Total	227	132	44	403	229	205	434	370	340	243	953	53	49	191	191	45	145	674	9	0	4,575

Reported Offenses include those that were attempted or committed

Adult Arrests 2004

Charges (NIBRS Definition)	JAN	FEB	MAR	APR	MAY	JUN	JUL	AUG	SEP	OCT	NOV	DEC	TOTAL
Murder And Non-Negligent Manslaughter	0	0	0	0	0	0	0	0	0	0	1	0	1
Negligent Manslaughter	0	0	0	0	0	0	0	0	0	0	0	0	0
Justifiable Homicide	0	0	0	0	0	0	0	0	0	0	0	0	0
Kidnapping/Abduction	1	0	0	1	3	0	1	1	9	4	0	2	22
Forcible Rape	3	0	8	0	2	0	1	1	0	0	0	0	15
Forcible Sodomy	0	0	0	0	0	0	0	0	0	0	0	0	0
Sexual Assault With An Object	0	0	1	0	0	0	0	0	0	0	0	0	1
Forcible Fondling	5	0	14	0	0	2	0	1	0	0	0	0	22
Robbery	3	0	1	5	1	2	0	13	10	2	3	3	43
Aggravated Assault	3	4	2	0	5	2	4	9	5	4	2	1	41
Simple Assault	44	39	52	48	41	43	43	66	50	50	25	33	534
Intimidation	3	5	9	7	10	6	3	7	6	11	5	104	176
Arson	0	0	0	0	1	0	1	0	0	0	0	0	2
Extortion/Blackmail	0	0	0	0	0	0	0	0	0	0	1	0	1
Burglary/Breaking And Entering	7	2	12	1	9	7	5	9	25	6	5	6	94
Larceny (Except Motor Vehicles)	38	33	37	33	30	25	25	30	31	32	43	129	486
Motor Vehicle Theft	0	0	0	1	1	0	0	1	1	0	2	0	6
Counterfeiting/Forgery	3	18	14	18	4	2	1	5	6	2	5	5	83
False Pretenses/Swindle/Confidence Game	7	8	13	9	5	2	15	11	9	5	6	2	92
Credit Card/Automatic Teller Machine Fraud	1	0	1	0	0	0	2	1	0	0	1	1	7
Impersonation (For Profit Or Advantage)	0	1	0	0	0	0	0	0	0	0	0	0	1
Welfare Fraud	0	0	0	1	0	0	0	0	0	0	0	0	1
Embezzlement	0	0	0	0	0	0	0	0	0	0	0	0	0
Stolen Property Offense	13	14	9	5	1	1	9	6	6	3	11	2	80
Destruction/Damage/Vandalism Of Property	5	2	7	4	7	8	4	1	7	5	2	2	54
Drug/Narcotic Violations	44	41	39	41	22	31	48	45	64	24	18	31	448
Drug Equipment	15	24	15	12	16	7	26	18	21	11	8	9	182
Incest	0	0	0	0	0	0	0	0	0	0	0	0	0
Statutory Rape	0	0	1	2	0	0	1	0	0	1	0	0	5
Pornography/Obscene Material	0	0	0	0	0	0	0	0	0	0	0	0	0
Betting/Wagering	0	0	0	0	0	0	0	0	0	0	0	0	0
Operation/Promotion/Assisting Gambling	0	0	0	0	0	0	0	0	0	0	0	0	0
Gaming Equipment Operations	0	0	0	0	0	0	0	0	0	0	0	0	0
Sports Tampering	0	0	0	0	0	0	0	0	0	0	0	0	0
Prostitution	1	0	0	0	0	0	0	0	0	0	0	0	1
Assisting Or Promoting Prostitution	0	0	0	2	1	0	2	0	0	0	0	0	5
Bribery	0	0	1	0	0	0	0	0	0	0	0	0	1
Weapon Law Violations	2	5	7	2	1	2	5	4	3	0	7	3	41
Bad Checks	39	12	19	12	6	6	13	7	17	12	11	7	161
Curfew/Loitering/Vagrancy Violations	3	2	1	4	1	1	7	11	0	1	0	1	32
Disorderly Conduct	54	41	47	53	59	56	75	63	63	50	34	43	638
Driving Under Influence (D.U.I.)	46	54	38	36	43	40	51	30	40	27	19	21	445
Drunkenness	0	0	0	0	0	0	0	0	0	0	0	0	0
Family Offenses, Non-Violent	2	1	2	3	2	0	2	0	1	0	1	2	16
Liquor Law Violations	9	5	16	16	8	19	18	23	20	8	7	8	157
Peeping Tom (Voyeurism)	0	0	0	0	0	0	0	0	0	2	0	0	2
Run-Away	0	0	0	0	0	0	0	0	0	0	0	0	0
Trespass Of Real Property	3	2	5	7	2	4	2	2	2	7	7	6	49
All Other Offenses	549	556	517	558	510	510	576	613	506	491	454	455	6,295
Total	903	869	888	881	791	776	940	978	902	758	678	876	10,240

Juvenile Arrests 2004

Charges (NIBRS Definition)	JAN	FEB	MAR	APR	MAY	JUN	JUL	AUG	SEP	OCT	NOV	DEC	TOTAL
Murder And Non-Negligent Manslaughter	0	0	0	0	0	0	0	0	0	0	0	0	0
Negligent Manslaughter	0	0	0	0	0	0	0	0	0	0	0	0	0
Justifiable Homicide	0	0	0	0	0	0	0	0	0	0	0	0	0
Kidnapping/Abduction	0	0	0	2	0	0	1	0	0	0	0	0	3
Forcible Rape	2	2	0	6	0	0	0	0	0	0	0	0	10
Forcible Sodomy	0	0	0	0	0	0	0	0	0	0	0	0	0
Sexual Assault With An Object	0	0	0	0	0	0	0	0	0	0	0	0	0
Forcible Fondling	0	0	1	0	0	0	0	3	0	0	0	0	4
Robbery	0	0	0	0	0	0	1	2	4	0	0	1	8
Aggravated Assault	0	0	0	0	1	2	0	0	4	0	0	1	8
Simple Assault	11	18	19	13	32	9	15	7	13	18	12	11	178
Intimidation	3	1	6	4	1	1	5	0	0	1	3	1	26
Arson	3	0	0	0	0	0	0	0	0	3	0	0	6
Extortion/Blackmail	0	0	0	0	0	0	0	0	0	0	0	0	0
Burglary/Breaking And Entering	1	0	2	0	0	0	10	2	0	3	0	0	18
Larceny (Except Motor Vehicles)	13	2	11	5	15	8	6	3	4	13	5	3	88
Motor Vehicle Theft	0	0	0	0	0	0	2	2	0	2	0	0	6
Counterfeiting/Forgery	0	0	2	0	0	0	0	0	0	0	0	0	2
False Pretenses/Swindle/Confidence Game	2	1	1	0	0	0	2	1	1	0	1	0	9
Credit Card/Automatic Teller Machine Fraud	1	0	0	0	0	0	0	0	0	0	0	0	1
Impersonation (For Profit Or Advantage)	0	0	0	0	0	0	0	0	0	0	0	0	0
Welfare Fraud	0	0	0	0	0	0	0	0	0	0	0	0	0
Embezzlement	0	0	0	0	0	0	0	0	0	0	0	0	0
Stolen Property Offense	1	0	4	3	0	3	3	4	4	4	4	1	31
Destruction/Damage/Vandalism Of Property	0	9	0	1	24	14	13	7	1	5	3	2	79
Drug/Narcotic Violations	1	7	6	5	2	7	7	3	4	1	1	4	48
Drug Equipment	3	3	1	3	1	1	6	1	2	1	0	1	23
Incest	0	0	0	0	0	0	0	0	0	0	0	0	0
Statutory Rape	0	0	2	0	0	0	0	0	0	0	0	0	2
Pornography/Obscene Material	0	0	0	0	0	0	0	0	0	0	0	0	0
Betting/Wagering	0	0	0	0	0	0	0	0	0	0	0	0	0
Operation/Promotion/Assisting Gambling	0	0	0	0	0	0	0	0	0	0	0	0	0
Gaming Equipment Operations	0	0	0	0	0	0	0	0	0	0	0	0	0
Sports Tampering	0	0	0	0	0	0	0	0	0	0	0	0	0
Prostitution	0	0	0	0	0	0	0	0	0	0	0	0	0
Assisting Or Promoting Prostitution	0	0	0	0	0	0	0	0	0	0	0	0	0
Bribery	0	0	0	0	0	0	0	0	0	0	0	0	0
Weapon Law Violations	0	11	0	1	1	0	2	1	0	0	0	1	17
Bad Checks	0	0	0	0	0	0	0	0	0	0	0	0	0
Curfew/Loitering/Vagrancy Violations	0	0	0	0	0	0	0	0	1	0	0	0	1
Disorderly Conduct	4	18	9	7	8	7	4	6	8	4	3	6	84
Driving Under Influence (D.U.I.)	1	0	1	0	0	0	0	0	1	0	0	1	4
Drunkenness	0	0	0	0	0	0	0	0	0	0	0	0	0
Family Offenses, Non-Violent	0	0	0	0	0	0	0	0	0	0	0	0	0
Liquor Law Violations	2	1	7	4	0	0	4	4	2	0	0	1	25
Peeping Tom (Voyeurism)	0	0	0	0	0	0	0	0	0	0	0	0	0
Run-Away	0	0	0	0	0	0	0	0	0	0	0	0	0
Trespass Of Real Property	1	6	1	4	5	0	0	0	0	0	0	2	19
All Other Offenses	56	42	60	61	65	50	63	66	54	67	34	45	663
Total	105	121	133	119	155	102	144	112	103	122	66	81	1,363

Calls for Service

Source of Call

Source of Calls	2003	2004	Change
Enhanced 911	2,616	3,200	22%
Telephone	30,462	30,710	1%
Police Radio	2,745	2,411	-12%
In-Person	3,547	3,760	6%
Other Sources	39	15	-62%
Total Calls for Service	39,409	40,096	2%

Calls for Service

By Area/Section of the City

Section	2003	2004	Change
1A	634	579	-9%
1B	3,509	3,657	4%
Area 1 Total	4,143	4,236	2%
2A	742	818	10%
2B	1,027	1,087	6%
2C	1,025	1,055	3%
Area 2 Total	2,794	2,960	6%
3A	725	779	7%
3B	1,281	1,339	5%
3C	331	378	14%
3D	1,436	1,362	-5%
3E	862	947	10%
3F	1,594	1,547	-3%
Area 3 Total	6,229	6,352	2%
4A	1,370	1,302	-5%
4B	655	736	12%
4C	591	578	-2%
4D	1,438	1,357	-6%
Area 4 Total	4,054	3,973	-2%
5A	2,353	2,088	-11%
5B	868	963	11%
5C	396	366	-8%
Area 5 Total	3,617	3,417	-6%
6A	2,398	2,418	1%
6B	2,270	2,441	8%
Area 6 Total	4,668	4,859	4%
7A	2,561	3,141	23%
7B	2,701	2,714	0%
7C	1,560	1,572	1%
Area 7 Total	6,822	7,427	9%
8A	476	481	1%
8B	495	485	-2%
8C	1,515	1,438	-5%
8D	1,871	1,837	-2%
8E	327	357	9%
8F	1,484	1,472	-1%
Area 8 Total	6,168	6,070	-2%
Outside City	914	802	-12%
Total	39,409	40,096	2%

Domestic Violence - Offenses and Arrests

2004	JAN	FEB	MAR	APR	MAY	JUN	JUL	AUG	SEP	OCT	NOV	DEC	TOTAL
Reported Offenses	59	44	56	50	65	51	46	61	61	61	39	52	645
Adult Arrests	26	23	30	26	24	26	22	30	31	36	11	17	302
Juvenile Arrests	4	5	6	1	9	5	4	3	3	2	6	3	51
Total Arrests	30	28	36	27	33	31	26	33	34	38	17	20	353

Traffic Accidents and Enforcement 2004

Type of Accident	JAN	FEB	MAR	APR	MAY	JUN	JUL	AUG	SEP	OCT	NOV	DEC	TOTAL
Fatal	0	1	0	1	0	0	0	1	0	0	0	0	3
Personal Injury	39	32	33	36	38	50	43	43	46	56	31	48	495
Property Damage	196	153	173	165	175	161	118	180	138	169	159	227	2,014
Unknown Type	0	2	0	2	1	0	0	3	2	0	2	6	18
Total	235	188	206	204	214	211	161	227	186	225	192	281	2,530

Special Types (Included in Total)	JAN	FEB	MAR	APR	MAY	JUN	JUL	AUG	SEP	OCT	NOV	DEC	TOTAL
Bicycle/Motorized Bicycle	0	0	0	3	1	2	6	1	2	0	2	0	17
Pedestrian Accidents	2	4	0	2	1	3	3	4	6	3	1	5	34
Motorcycle	0	0	0	1	1	0	0	2	5	1	1	0	11
Hit Skip-Public	19	18	21	18	18	18	12	21	19	19	33	24	240
Hit Skip-Private Property	19	12	14	11	14	13	8	23	13	10	10	16	163
Private Property Accidents	54	47	42	43	48	43	38	55	44	40	44	49	547

Enforcement Action	JAN	FEB	MAR	APR	MAY	JUN	JUL	AUG	SEP	OCT	NOV	DEC	TOTAL
Accident Citations	246	198	213	207	218	220	169	232	191	234	202	284	2,614
Total Traffic Citations	518	494	401	462	417	427	487	431	419	414	367	367	5,204

Towed / Impounded Vehicles

Through the course of a year, the Elyria Police Department tows many vehicles. These vehicles are towed for many reasons. In some cases, the owner never reclaims the vehicles, so the police department overtakes ownership of the vehicle. With ownership, the department can auction the vehicle at the annual police auction or have it sent for salvage at a contracted salvage dealer.

The following are the statistics for activity on towed and impounded vehicles by the Elyria Police Department for 2004:

Activity Summary

Calls for Tows for 2004	1950
Impounds Carried Over From Prior Years	143
Total Vehicles Released in 2004	2025
Impounds to Carry Over to 2005	68

Disposition for Released Vehicles:	Carry Overs From Prior Years	2004 Tows	Total Vehicles Released
Affidavit In Progress *	3	10	13
Sold at Auction	27	11	38
Destroyed-Abandoned Junk Motor Vehicle	0	1	
EPD Ownership Ordered by Court	7	1	8
Released to Non-Owner	2	97	99
Released to Other family Member	1	117	118
Released to Other Agency	1	11	12
Released to Owner	12	1399	1411
Tow Cancelled	0	24	24
Salvaged at Universal Joint	58	117	175
Salvaged at Sugar Ridge	7	117	124
Towing Company took Title	0	2	2
	118	1907	2025

* Affidavits have been submitted to the state requesting authorization for disposal.

Notifications

Affidavits Mailed to the State	690
Certified Mail to Owners/Lienholders	871
U.S. Mail to Owners	719

Vehicles Unclaimed and Disposed of per ORC	337	49%
--	-----	-----

Auction Summary

Auction Income	# of Vehicles	Amount
Impounded Vehicles	37	\$20,345.00
Seized/Forfeited Vehicles	2	\$1,300.00
Total	39	\$21,645.00

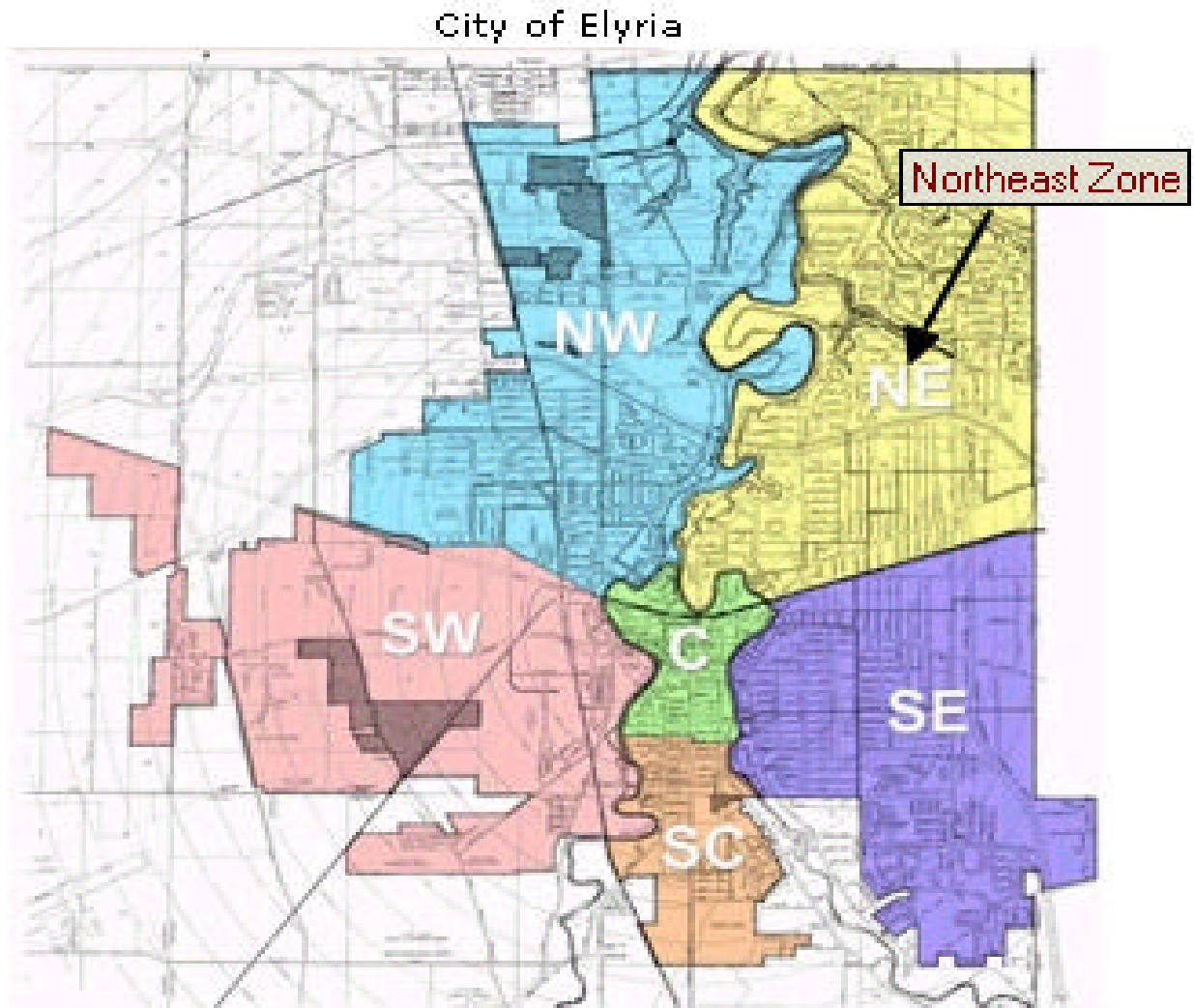
Dispersements	Amount
General Fund	\$8,323.00
Elyria Towing Service	\$10,822.00
Knott's Towing Service	\$1,200.00
Elyria Police Department	\$975.00
Lorain County Prosecutor	\$325.00
Total	\$21,645.00

Warrant Processing 2004

2004	JAN	FEB	MAR	APR	MAY	JUN	JUL	AUG	SEP	OCT	NOV	DEC	TOTAL
Warrants Received	199	186	225	177	201	195	185	219	186	243	228	235	2,479
Warrants Served/Recalled	143	130	156	147	139	113	135	154	157	149	143	125	1,691

Community Oriented Policing Services C.O.P.S.

Elyria Police Department has revamped the Community Policing Program. In the past the police department had a specialized unit assigned to handling all the neighborhood problems in the city. The new program focuses on a department wide community oriented policing philosophy. Hopefully with the new direction the police department is taking, it will improve the police department response to long-term problems in the neighborhoods and also develop a one on one relationship between civilians in the officers allocated zones.



The police department divided the city into six patrol zones (Neighborhoods). There are officers assigned to the COPS program on all three shifts, along with detectives and supervisors responsible for solving neighborhood problems. Each neighborhood officer was selected to work those areas on a long-term basis. The purpose of assigning the officers to the same zone is so that the officers could work with the citizens in those areas, to identify the problems and then to find solutions to the problems by developing partnerships with the people who live in the neighborhoods.

Animal Control 2004

Category	JAN	FEB	MAR	APR	MAY	JUN	JUL	AUG	SEP	OCT	NOV	DEC	TOTAL
Dogs	12	21	21	27	34	27	27	17	14	21	26	21	268
Cats	8	11	25	5	12	12	36	20	45	31	11	14	230
Other	0	1	4	1	6	8	4	7	4	0	3	0	38
Total	20	33	50	33	52	47	67	44	63	52	40	35	536

Jail Operations 2004

The Ohio Department of Corrections and Rehabilitation conducted the annual inspection of the facility in July. The results of this inspection were 100% compliance with Ohio's Minimum Jail Standards. This marked the 7th consecutive 100% rating since the opening of the facility in May of 1998.

The following is a break down of the monies brought in through various programs and contracts:

Prisoner Housing	\$529,040.00
Evercom Phone System	\$22,451.67
Work Release	\$3,829.93
Medical Visits Recovery	\$71.87
Prescription Reimbursements	\$81.11
Inmate Commissary Fund	\$26,800.65
Total	\$582,275.23

There were 4,113 prisoners and pretrial detainees processed through the facility during 2004. This represents a decrease of 284 from the previous year.

Support Services Training

In 2004, many members of the Elyria Police Department received training in numerous law enforcement related subjects. This training was accomplished through the use of outside schools and seminars, roll-call training and in-service training. The following is a list of some of the topics covered:

Controlled Force	Computer Aided Dispatch
Emergency Management	Weapons of Mass Destruction
Forensics	Anti-Terrorism
Firearms	Accident Investigation
Child Abuse	Explosives
Concealed Weapons	D.A.R.E.
Life Flight	Corrections
Public Records	Hazardous Materials
Driver Training	
In-Car Video	
Laser	
Computer	
Field Training	
Evidence Handling	
S.W.A.T.	

During 2004, there were a total of 6,268 hours of training provided to police officers, corrections officers, dispatchers and civilian personnel within the department at a cost of \$35,044.00. The following is a breakdown of the distribution of the training and cost by departmental unit.

UNIT	HOURS	COST
Patrol Division	3,889.5	\$32,488.00
Adult Investigations	384.0	\$155.00
Juvenile Investigations	240.0	\$1,590.00
Narcotics	30.0	\$0.00
Administration	52.0	\$551.00
Services	237.0	\$260.00
Communications	192.0	\$0.00
Records	82.0	\$0.00
Park Rangers	58.0	\$0.00
Corrections	1,097.0	\$0.00
Auxiliary	6.0	\$0.00
Total	6,267.5	\$35,044.00

During 2004, the Elyria Police Department provided tours of the police station to 552 juveniles and adults on a total of 24 organized tours. There were also 18 speaking engagements where presentations were provided to approximately 666 people.

Support Services

D.A.R.E.

The Attorney General for the State of Ohio, the Association of Police, and the Ohio Department of Education have combined their resources to bring D.A.R.E. to Ohio to prevent drug abuse by school age youth. D.A.R.E. is a kindergarten through eighth grade curriculum, with a primary emphasis in the fifth and sixth grades, just before the children are most likely to begin experimenting with drugs or alcohol. The lessons focus on techniques for resisting peer pressure, making decisions and problem solving; students are also challenged to consider the consequences for their actions and to consider healthy alternatives to drug use.

In November of 1990, the Elyria Police Department made a commitment to D.A.R.E. and the Elyria City School System by having Officer Rick Valentik complete 40 hours of D.A.R.E. training. Officer Valentik presented the first D.A.R.E. Class in the Elyria City Schools in November of 1990 and March of 1991. Beginning in March 1991 until June 1991, D.A.R.E. was presented to six Elyria schools and to parochial schools.

Officer Rick Valentik presented the D.A.R.E. curriculum until May of 1992 when officer George E. Wakemen was assigned to the position. He was trained as a D.A.R.E. officer in 1993 and conducted classes in eight public schools and two parochial schools. In April of 1993, Officer Bob Brandal was trained as a second D.A.R.E. officer and began teaching in September of 1994. In the fall of 1996 Officer Wandra Ward was trained as a third D.A.R.E. officer and began teaching in January of 1997. In 1999, one D.A.R.E. officer was reassigned to the Elyria High School to serve as a School Resource Officer.

During the 2003-2004 school year, the D.A.R.E. curriculum was presented to 802 students in 14 public, parochial and private schools within the City of Elyria. Since the D.A.R.E. program's inception in 1990 approximately 10,800 students have graduated from the program. The D.A.R.E. program consistently receives excellent reviews from the school system and from the community.

The D.A.R.E. program is made possible in part by the funding provided with passage of the police levy by the citizens of Elyria and a grant from the Ohio Attorney General's Office. Their support and assistance is vital in and have helped to make this police service possible.

With the cooperation of the Elyria Roll Arena, D.A.R.E. held monthly skates during the school year where 1,710 kids enjoyed Drug Free/Trouble Free evenings of fun and excitement.

Support Services

Safety Town

The 2004 Safety-Town was a cooperative effort of the City of Elyria, the Elyria Kiwanis Club, and the Fraternal Order of Police Associates and is conducted at Northwood Junior High School.

A total of 355 children received instruction during the Safety-Town Program in 2004. Since 1990, over 6,400 children have benefited from the Safety-Town Program. In general, personal safety, as well as safety going to, from and while at school is taught during the program.

There were 88 student volunteers who donated hours as Safety-Town instructors.

The 2004 adult instructors included:

Officer Deena Baker
Gina Rothgery
Denise Pack
Susan Kobelka

Support Services

Adult Crossing Guard Program

The Adult Crossing Guard Program is comprised of 44 guards with permanent posts and 10 substitutes who go out on rotation according to seniority. Crossing guards work 30 to 50 hours every two weeks and are stationed at their posts 2 to 3 times a day. Rain, snow or sunshine, crossing guards are counted on throughout the school year. The guards average in age from 35 to 75 years old and are very much appreciated.

Investigative Division

2004

During the year 2004, the Elyria Police Investigative Division investigated a wide range of crime. The Investigative Division was comprised of three different divisions, the Narcotics Unit, the Youth Bureau and the Detective Bureau. The Narcotics Unit primarily investigated crimes such as Possession of Drugs, Trafficking in Drugs, Prostitution and Gambling. The Youth Bureau primarily investigated felony crimes involving juveniles as suspects or victims, as well as missing persons. The Detective Bureau primarily investigated felony crimes involving adults as suspects or victims, as well as missing persons.

In 2004, there was one homicide. The suspect was subsequently arrested. There were two attempted murders and the suspects in these cases were arrested. There was a hostage situation lasting more than thirty hours, which ended peacefully with the suspect being arrested. There were three bank robberies after which the suspects were arrested. In each of these investigations, crime scenes were processed, witnesses were identified and interviewed and suspects were developed. Prosecution is pending in all of the above cases. These cases are examples of the 957 felony cases investigated by the Investigative Division of the Elyria Police Department.

During the year 2004, the Elyria Police Department's Narcotics Unit was involved in numerous drug investigations. In 2004, the unit conducted 57 controlled drug buys. Many of these narcotics buys contributed to the 75 felony arrests. Some of the buys were used in conjunction with on-going investigations into drug complaints and high drug trafficking areas. The Narcotics Unit served 12 search warrants. These investigations led to the seizure of over \$50,000 in cash, 4 vehicles, approximately ½ Kilogram of crack/cocaine, approximately 1 kilogram of marijuana and 11 firearms.

Of the 957 cases investigated by the Investigative division, 413 (42.5%) were cleared by arrest or indictment.

Officers assigned to the Investigative Division have received training in the following areas:

- Advanced Interviewing
- Child Abuse
- Hostage Negotiations
- Life Flight Procedures
- Recognizing Domestic Violence Later in Life

Officers assigned to the Investigative Division have participated in public speaking engagements. An officer also participates with the Elyria Police Department Honor Guard and the Motorcycle Program, which are utilized during parades and special events.

Elyria Police Auxiliary

2004

The Elyria Police Auxiliary continued to be active during 2004. The members of the Police Auxiliary donated 1,383 hours of public service to the Elyria Police Department and the community. Their dedication to public service is appreciated.

Members of the Elyria Police Department Auxiliary in 2004

Michael Cierra
David Meredith
William Keaton
Willie Davis
Edwin Montalvo
Linda Lowery
Dena Allen
Daniel Bozsoki
James Ortiz
Michael Shaver

Captain
Executive Officer
Sergeant

Special Area Statistics

Wilkes Villa

	2003	2004	Change
Calls for Service	556	706	27%
Reported Serious Offenses			
Murder And Non-Negligent Manslaughter	2	0	-100%
Negligent Manslaughter	0	0	N/A
Forcible Rape	0	3	N/A
Robbery	1	3	200%
Aggravated Assault	2	0	-100%
Arson	1	0	-100%
Burglary/Breaking And Entering	11	12	9%
Larceny (Except Motor Vehicles)	15	14	-7%
Motor Vehicle Theft	0	2	N/A

Westway Gardens

	2003	2004	Change
Calls for Service	222	606	174%
Reported Serious Offenses			
Murder And Non-Negligent Manslaughter	0	0	N/A
Negligent Manslaughter	0	0	N/A
Forcible Rape	0	0	N/A
Robbery	2	1	-50%
Aggravated Assault	1	0	-100%
Arson	0	1	N/A
Burglary/Breaking And Entering	27	23	-15%
Larceny (Except Motor Vehicles)	24	23	-4%
Motor Vehicle Theft	1	2	100%