

ELYRIA POLICE DEPARTMENT ANNUAL REPORT



2002

ELYRIA POLICE DEPARTMENT



Submitted to:
Mayor William M. Grace
Submitted by:
Chief Michael Medders

Table of Contents

Introductory Letter to Mayor William M. Grace.....	1
Roster of Police Department Personnel on December 31, 2002.....	2
Sworn Personnel Distribution.....	8
EPD Organizational Structure.....	9
2002/2001 Comparison of Selected Categories.....	10
Distribution of Serious Offenses by Zone.....	11
Domestic Violence Offenses & Arrests.....	16
Adult Criminal Arrests.....	17
Juvenile Criminal Arrests.....	21
Calls For Service.....	25
Traffic Accidents & Enforcement.....	27
Warrant Information.....	29
Animal Warden Statistics.....	30
Jail Operations.....	31
Services Division: Training.....	32
D.A.R.E.....	33
Safety Town.....	34
Crossing Guards.....	35
Detective Bureau.....	36
Narcotics Unit Activities.....	37
Community Oriented Policing.....	38
Elyria Police Auxiliary.....	39
Elyria Police Explorers Post #330.....	40
Impounded Vehicles.....	41
Wilkes Villa / Westway Gardens Statistics.....	42



April 15, 2003

The Honorable William M. Grace
Mayor of the City of Elyria

Dear Mayor Grace,

The 2002 Annual Report of the Elyria Police Department is respectfully submitted for your review. This report is based strictly on the NIBRS format for reporting crime data. It contains no Uniform Crime Report defined data.

The total calls for service in 2002 were 39,001, an increase of about 2.1%. In order to review the quality of service provided to the community, the department continued the program that was started during 1998 that called for the random sampling of people who have contact with members of the department in order to assess the level of service that they had received. Again in 2002, the police department received a very high rating from the citizens contacted which indicated that they were satisfied with the job that the department's employees were doing.

Serious crimes in the City of Elyria increased by 6.5 % in 2002 over the previous year. The most significant decreases came in Robbery, Arson, and Forcible Rape and other Sex Offenses. There was 1 homicide in the City in 2002. The police department also made two arrests in a homicide case which occurred January 29, 1991, after an 11 year investigation.

During 2002, overall arrests showed a slight increase (up 3.5%). The number of traffic arrests were up for the year, showing an increase (up 5.5 %) from 2001.

The police department is working below our authorized strength of 101 officers. Elyria Police Department is handling 39,001 calls for service with only 93 officers at the end of 2002. (90 by April 2003) The police department needs to hire 11 more officers to bring the police force up to full force.

Sincerely,

Michael Medders
Chief of Police

Elyria Police Department
2002 Roster of Personnel

Chief

Departmental Starting Date:

M. Medders

05/12/76

Captains

K. M. Smith

07/06/71

D.P. Will

11/28/77

R. A. Hood

05/12/76

D. P. Whitely

05/07/90

Lieutenants

D. P. Jaykel

09/02/79

J. P. Jurco

11/19/79

J. Forgacs

04/03/83

R. L. Juncker

10/06/85

A. D. Eichenlaub

04/02/90

M. E. Dussel

09/29/86

S. P. Sargent

10/06/85

Sergeants

M.G. Behne

02/25/74

L. H. Robinson

11/28/77

K. A. Smith

10/06/85

J. J. Kimmet

09/10/73

J. J. Homoki

05/11/92

C. P. Costantino

04/02/90

D. Bermudez

08/30/93

P. C. Hammonds

09/06/94

D. G. Mayne

05/07/90

R. Ellis

10/06/85

B. S. Rado

09/06/94

L.R. Frank

01/03/95

Elyria Police Department Officers

Officers	Departmental Starting Date:
R. L. Brandal	03/02/75
J. A. VanKerkhove	05/11/75
J. G. Figula	11/28/77
E. E. Banks	10/29/78
M. E. Bigrigg	10/29/78
G. L. Grove	09/02/79
K. H. Roth	09/02/79
C. D. Gallion	09/02/79
B. E. Currier	09/02/79
E. A. Halvorsen	11/19/79
G. E. Wakeman	01/23/83
J. M. Baxter	09/16/85
T. D. Folley	10/06/85
S. A. Ashley	04/02/90
S. L. Willis	04/02/90
J. B. VanKerkhove	05/07/90
J. M. Kogelman	05/07/90
J. A. Sword	05/07/90
A. J. Urban	05/11/92
R. L. Hall	05/11/92
W. A. Ward	01/11/93
R. G. Walker, Jr.	01/11/93
G. A. Longacre	01/11/93
H. D. See	01/11/93
H. P. Adams	01/11/93
M. J. Eichenlaub	01/11/93
J. D. Cooley	01/11/93
L. J. Barbee	08/30/93
M. J. Mitchell	08/30/93
R. M. Baker	08/30/93
P. A. Lesner	02/07/94
C. R. Warfield	02/07/94
W. C. Witt	09/06/94
J. C. Rider	09/06/94
F. M. Merrill	09/06/94
W. R. Pelko	09/06/94
J. R. Kerstetter	09/06/94
M. J. Darmstadt	09/06/94
J. A. Loesch	01/03/95
R. E. Hudzinski	01/03/95
U. H. Rebsamen	01/03/95
T. M. Brezina	01/17/95
E. S. VanKerkhove	08/28/95
P. H. VanWormer	08/28/95
B. T. Scott	12/23/96
D. L. Baker	12/23/96
M. P. Tanner	12/23/96

B. R. Miracle	12/23/96
J. P. Metz	08/25/97
T. J. Kenneally	08/25/97
J. D. Cunningham	03/23/98
D. J. Ross	03/23/98
R.W. Dietsche	03/23/98
M. D. Fairbanks	09/18/98
J. P. Widmer	09/18/98
J. P. Welsh	09/18/98
T. S. Baracskai	09/18/98
J. J. Homoki	09/18/98
D. J. Sumpter	09/29/98
J. S. Currier	09/13/99
D. C. Kerecz	09/13/99
L. M. Dietsche	09/13/99
D. L. Moss	03/30/98
R. D. Ilcisko	03/30/98
J. G. Figula, Jr.	02/24/99
R. T. Buckway	10/02/00
T. W. Wade	10/02/00
J. W. Davidson	01/04/02
G.W. Drake	01/04/02
G.W. Lantz	01/04/02
V.M. Ligas	10/04/00
S.R. Zacharias	09/06/94
J.F. Babitsky	10/03/02
C.A. Herte	10/03/02
E.R. Tibayan	10/03/02

The following Officers left the Elyria Police Department during 2002

Retirements:

D.P. Will	Service Pension
J.P. Jurco	Service Pension
J.J. Kimmett	Service Pension
M.E. Bigrigg	Service Pension
C.D. Gallion	Service Pension
J.M. Baxter	Service Pension

Elyria Police Department Non-Sworn Personnel for 2002

Full - Time Employees

Name	Position	Departmental Starting Date:
Patricia Leshner	Dispatcher	04/03/83
Linda Borthwick	Secretary	05/20/85
Georgia Bates	Dispatcher	01/20/87
Susan Stefek	Secretary	05/03/82
Rene` Stiles	Dispatcher	07/02/89
Paulette Kelley	Records Clerk	07/06/86
Vickie Felder	Dispatcher	05/06/93
Doug Gigliotti	Animal Warden	02/06/94
Denise Pack	Records Clerk	11/27/79
Fran Ross	Dispatcher	10/17/94
Brian Rothgery	Computer Systems Mgr.	12/24/95
Gina Bambi	Secretary	06/20/94
Jo Ann Truman	Records Clerk	10/03/94
Stacy Witt	Dispatcher	05/12/97
Sherman Jones	Records Supervisor	01/05/98
Michael Gurich	Jail Administrator	01/12/98
Susan Patton	Secretary	03/09/92
Judy Grabowski	Records Clerk	03/30/98
Joyce Moore	Records Clerk	01/12/97
Brett Schneider	Building Maintenance	05/26/98
Dawn Bellottie	Parking Enforcement	11/22/99
Melissa Green	Dispatcher	03/06/00
Debbie Powers	Dispatcher	03/06/00
Koury Henderson	Computer Technician	10/20/00
Beverly Baker	Dispatcher	12/18/00
Mary Inman	Records Clerk	02/26/01
Robin Kaminski	Records Clerk	03/26/01
Barbara Ewing	Records Clerk	07/06/98
Maribeth Crossan	Dispatcher	02/11/02
Mary Liebenguth	Dispatcher	02/13/02
Shannon Garbash	Records Clerk	04/14/97

Part - Time Employees

Name	Position	Departmental Starting Date:
Stephanie Malanowski	Records Clerk	06/23/97
Susan Kobelka	Records Clerk	07/07/98
Steven McCall	Inmate Services	09/13/99
Scott Farais	Records Clerk	05/15/00
Richard Pozywak	Records Clerk	05/15/00
Sarah White	Records Clerk	06/12/00
Kristopher Hebble	Records Clerk	05/20/02

Resignations

Name		Resignation Date:
Beverly Baker		02/08/02
Meribeth Crossan		04/29/02
Mary Liebenguth		09/26/02
Shannon Garbash		09/16/02
Stephanie Malanowski		12/07/02
Kristopher Hebble		09/01/02

Corrections Staff

Corrections Administrator

Name	Position	Departmental Starting Date:
Michael Gurich	Corrections Administrator	01/05/98

Corrections Supervisors

Name	Position	Departmental Starting Date:
William Cameron	Corrections Supervisor I	08/15/94
David Bolin	Corrections Supervisor II	03/30/98
Nicole Moore	Corrections Supervisor II	03/30/98
Kimberly Marcum	Corrections Supervisor II	03/31/98

Corrections - Full Time

Name	Position	Departmental Starting Date:
Precious Beard	Corrections Officer	03/30/98
Ivan Grieve	Corrections Officer	03/22/99
Mark Rice	Corrections Officer	04/26/99
Kevin McDowell	Corrections Officer	09/13/99
Gaea Smith	Corrections Officer	09/01/99
Phillip Oberhaus	Corrections Officer	02/28/00
Todd Clement	Corrections Officer	05/08/00
David Adams	Corrections Officer	05/10/00
June Knowlton	Corrections Officer	05/15/00
Ronald Turnick	Corrections Officer	12/04/00
Robert Whiting	Corrections Officer	02/26/01
Ryan Allen	Corrections Officer	10/08/96
Karen Schroyer	Corrections Officer	07/09/01
Matthew Gatchell	Corrections Officer	07/09/01
Donald Wilmoth	Corrections Officer	08/13/01
Mark Palmer	Corrections Officer	09/24/02
Thomas Reighley	Corrections Officer	10/20/02

Corrections - Part Time

Name	Position	Departmental Starting Date:
John Toth	Corrections Officer	05/05/99
Jeffrey Brown	Corrections Officer	05/06/02

Resignations

Name		Resignation Date:
Gaea Smith		4/21/02
Phillip Oberhaus		9/22/02
Matthew Gatchell		9/23/02
Jeffrey Brown		10/27/02

Park Rangers		
Name		Departmental Starting Date:
Derek Lisi		06/20/99
Daniel Jarven		09/13/99

Police Chaplains		
Name		Departmental Starting Date:
Patrick O'Connor		04/01/98
Pastor Fredriksen		03/01/02
Curtis Daniel		

2002 Distribution of Sworn Personnel

By Rank:

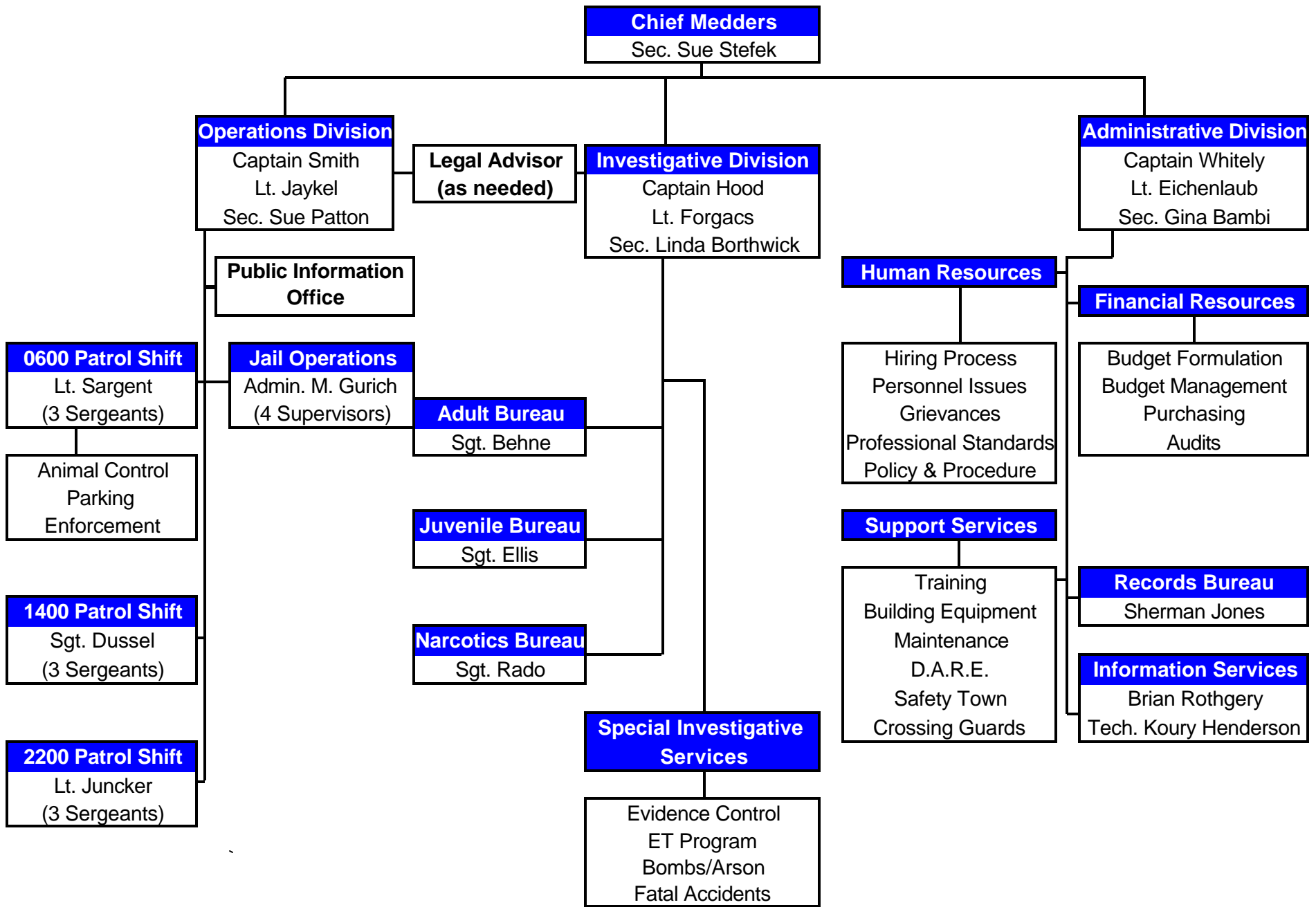
Chief	1
Captains	3
Lieutenants	7
Sergeants	13
Officers	72
TOTAL:	96

By Assignment:

Chief's Office	1
Services Division	3

Operations:

Administrative	4
Patrol	72
Investigative	16
TOTAL:	96



Chief Medders
Sec. Sue Stefek

Operations Division
Captain Smith
Lt. Jaykel
Sec. Sue Patton

**Legal Advisor
(as needed)**

Investigative Division
Captain Hood
Lt. Forgacs
Sec. Linda Borthwick

Administrative Division
Captain Whitely
Lt. Eichenlaub
Sec. Gina Bambi

Public Information Office

0600 Patrol Shift
Lt. Sargent
(3 Sergeants)

Jail Operations
Admin. M. Gurich
(4 Supervisors)

Adult Bureau
Sgt. Behne

Human Resources
Hiring Process
Personnel Issues
Grievances
Professional Standards
Policy & Procedure

Financial Resources
Budget Formulation
Budget Management
Purchasing
Audits

Animal Control
Parking
Enforcement

1400 Patrol Shift
Sgt. Dussel
(3 Sergeants)

Juvenile Bureau
Sgt. Ellis

Support Services
Training
Building Equipment
Maintenance
D.A.R.E.
Safety Town
Crossing Guards

Records Bureau
Sherman Jones

2200 Patrol Shift
Lt. Juncker
(3 Sergeants)

Narcotics Bureau
Sgt. Rado

Special Investigative Services
Evidence Control
ET Program
Bombs/Arson
Fatal Accidents

Information Services
Brian Rothgery
Tech. Koury Henderson

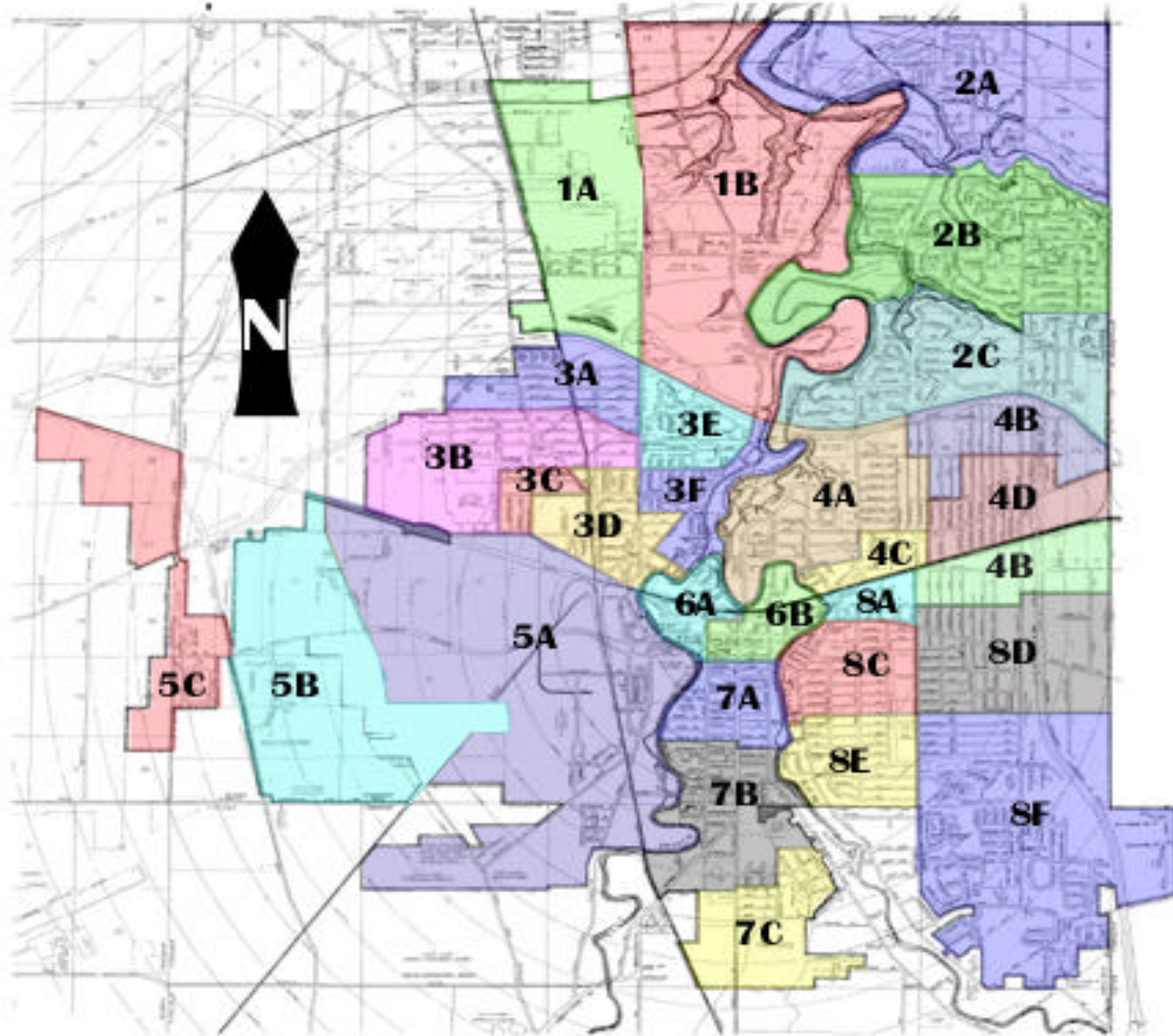
2001-2002 Comparison of Selected Categories

Category	2002 Total	2001 Total	Percent of Change
Serious Offenses (N.I.B.R.S. Definition)			
Murder & Non-Negligent Manslaughter	1	2	-50.00%
Kidnapping / Abduction	17	14	21.43%
Forcible Rape	36	46	-21.74%
Robbery	59	64	-7.81%
Aggravated Assault	63	51	23.53%
Simple Assault	1,407	1,490	-5.57%
Intimidation	372	416	-10.58%
Arson	13	20	-35.00%
Extortion / Blackmail	1	2	-50.00%
Burglary / B&E	563	457	23.19%
Auto Theft	124	155	-20.00%
Counterfeiting / Forgery	110	116	-5.17%
	↓ Total: ↓	↓ Total: ↓	↓ Total: ↓
	2,766	2,833	-2.36%
Arrests:			
Adult	12,477	11,763	6.07%
Juvenile	1,244	1,783	-30.23%
	↓ Total: ↓	↓ Total: ↓	↓ Total: ↓
Total:	13,721	13,546	1.29%
Traffic Accidents	2,583	2,707	-4.58%
Total Traffic Arrests	7,305	6,924	5.50%
Warrants Received From Court	2,629	2,107	24.77%
Warrants Served, Returned or Recalled	2,266	2,232	1.52%
Calls For Service	38,900	38,169	1.92%

All Offenses by N.I.B.R.S Definitions

Sub-Sections of the City

Following pages provide a breakdown of offenses and called-for-service by area of the City. The sub-sections referred to are shown below:



**City of Elyria
Reporting Sections**

2002 Reported Serious Offenses By Area of the City

Offenses:	Total		Total		Total		Total		Total		Total		Total		Total				
	1A	1B	1	2A	2B	2C	2	3A	3B	3C	3D	3E	3F	3		4A	4B	4C	4D
Murder & Non-Negligent Manslaughter	0	0	0	0	0	0	0	0	0	0	1	0	0	1	0	0	0	0	0
Negligent Manslaughter	0	0	0	0	0	0	0	0	0	0	0	0	0	0	0	0	0	0	0
Justifiable Homicide	0	0	0	0	0	0	0	0	0	0	0	0	0	0	0	0	0	0	0
Kidnapping / Abduction	1	2	3	0	1	0	1	0	0	0	3	0	0	3	1	0	1	1	3
Forcible Rape	0	1	1	0	0	0	0	2	2	1	0	0	1	6	1	0	0	1	2
Forcible Sodomy	0	0	0	0	0	0	0	0	0	0	0	0	0	0	0	0	0	0	0
Sexual Assault with Object	0	0	0	0	0	0	0	0	0	0	0	0	0	0	0	0	0	0	0
Forcible Fondling	1	2	3	0	2	0	2	4	1	0	2	0	4	11	0	3	0	2	5
Robbery	1	10	11	0	1	0	1	0	1	0	2	0	6	9	0	0	0	6	6
Aggravated Assault	1	1	2	0	1	1	2	3	1	0	2	1	1	8	0	1	2	2	5
Simple Assault	14	63	77	16	29	18	63	53	40	18	59	30	55	255	33	22	26	29	110
Intimidation	6	31	37	2	6	6	14	20	12	8	17	11	19	87	15	10	7	19	51
Arson	1	0	1	0	0	0	0	1	0	0	1	0	1	3	0	1	0	1	2
Extortion / Blackmail	0	0	0	0	0	0	0	0	1	0	0	0	0	1	0	0	0	0	0
Burglary / B&E	7	21	28	11	11	12	34	9	20	8	23	2	16	78	25	10	17	10	62
Theft from Coin Operated Device	0	0	0	0	0	0	0	0	0	0	0	0	0	0	0	0	0	0	0
Larceny except Auto Theft	41	420	461	17	49	39	105	32	47	19	65	30	76	269	75	29	26	92	222
Auto Theft	3	13	16	1	0	2	3	2	3	2	5	0	7	19	2	2	3	5	12
Counterfeiting / Forgery	9	17	26	0	0	3	3	1	3	1	14	3	4	26	1	0	1	9	11
Total:	85	581	666	47	100	81	228	127	131	57	193	77	190	775	153	78	83	177	491
% of Total	1.8%	12.1%	13.9%	1.0%	2.1%	1.7%	4.8%	2.7%	2.7%	1.2%	4.0%	1.6%	4.0%	16.2%	3.2%	1.6%	1.7%	3.7%	10.3%

All Offenses by N.I.B.R.S Definitions

2002 Reported Serious Offenses By Area of the City

Offenses:	5A	5B	5C	Total	6A	6B	Total	7A	7B	7C	Total	8A	8B	8C	8D	8E	8F	Total	Total	
Murder & Non-Negligent Manslaughter	0	0	0	0	0	0	0	0	0	0	0	0	0	0	0	0	0	0	0	1
Negligent Manslaughter	0	0	0	0	0	0	0	0	0	0	0	0	0	0	0	0	0	0	0	0
Justifiable Homicide	0	0	0	0	0	0	0	0	0	0	0	0	0	0	0	0	0	0	0	0
Kidnapping / Abduction	1	0	1	2	0	0	0	1	1	0	2	0	0	0	1	0	2	3	17	17
Forcible Rape	3	1	0	4	6	4	10	3	2	2	7	0	0	1	2	0	3	6	36	36
Forcible Sodomy	0	0	0	0	0	0	0	0	0	0	0	0	0	0	0	0	0	0	0	0
Sexual Assault with Object	0	0	0	0	0	0	0	0	0	0	0	0	0	1	0	0	0	1	1	1
Forcible Fondling	3	3	2	8	3	4	7	5	5	1	11	1	0	3	1	1	2	8	55	55
Robbery	1	3	1	5	4	6	10	6	6	2	14	1	0	0	1	0	1	3	59	59
Aggravated Assault	4	1	0	5	8	4	12	10	7	7	24	1	1	1	2	0	0	5	63	63
Simple Assault	108	41	17	166	124	80	204	95	154	77	326	9	16	50	67	7	57	206	1,407	1,407
Intimidation	13	12	3	28	24	16	40	25	30	17	72	3	2	11	12	0	15	43	372	372
Arson	2	0	0	2	0	0	0	1	1	0	2	1	0	1	0	1	0	3	13	13
Extortion / Blackmail	0	0	0	0	0	0	0	0	0	0	0	0	0	0	0	0	0	0	1	1
Burglary / B&E	66	17	8	91	22	12	34	39	66	29	134	8	6	23	33	9	23	102	563	563
Theft from Coin Operated Device	0	0	0	0	0	0	0	0	0	0	0	0	0	0	0	0	0	0	0	0
Larceny except Auto Theft	78	45	28	151	101	94	195	103	110	32	245	30	18	88	88	22	72	318	1,966	1,966
Auto Theft	9	0	3	12	2	9	11	12	10	1	23	2	4	3	13	2	4	28	124	124
Counterfeiting / Forgery	1	3	0	4	6	13	19	4	4	1	9	1	1	2	4	0	4	12	110	110
Total:	289	126	63	478	300	242	542	304	396	169	869	57	48	184	224	42	183	738	4,788	4,788

% of Total	6.0%	2.6%	1.3%	10.0%	6.3%	5.1%	11.3%	6.3%	8.3%	3.5%	18.1%	1.2%	1.0%	3.8%	4.7%	0.9%	3.8%	15.4%	100.0%	100.0%
-------------------	-------------	-------------	-------------	--------------	-------------	-------------	--------------	-------------	-------------	-------------	--------------	-------------	-------------	-------------	-------------	-------------	-------------	--------------	---------------	---------------

All Offenses by N.I.B.R.S Definitions

2001 Reported Serious Offenses By Area of the City

Offenses:	5A	5B	5C	Total	6A	6B	Total	7A	7B	7C	Total	8A	8B	8C	8D	8E	8F	Total	Total	
Murder & Non-Negligent Manslaughter	0	0	0	0	0	0	0	1	0	0	1	0	0	0	0	0	0	0	2	2
Negligent Manslaughter	0	0	0	0	0	0	0	0	0	0	0	0	0	0	0	0	0	0	0	0
Justifiable Homicide	0	0	0	0	0	0	0	0	0	0	0	0	0	0	0	0	0	0	0	0
Kidnapping / Abduction	2	1	0	3	1	0	1	0	2	0	2	0	0	0	0	0	2	2	2	14
Forcible Rape	0	2	1	3	3	3	6	3	6	3	12	0	0	3	1	1	1	6	46	46
Forcible Sodomy	0	0	0	0	0	1	1	0	0	0	0	0	0	0	0	0	0	0	1	1
Sexual Assault with Object	0	0	0	0	0	0	0	0	1	0	1	0	0	0	0	0	0	0	2	2
Forcible Fondling	1	0	0	1	1	8	9	2	6	3	11	0	0	1	1	1	6	9	49	49
Robbery	2	2	2	6	2	2	4	6	2	0	8	2	0	4	4	0	1	11	64	64
Aggravated Assault	4	1	0	5	11	4	15	6	3	5	14	0	0	3	5	0	1	9	51	51
Simple Assault	116	46	22	184	100	72	172	134	152	91	377	15	14	47	58	8	75	217	1,490	1,490
Intimidation	20	16	11	47	25	15	40	42	43	14	99	4	2	10	17	1	15	49	416	416
Arson	1	0	0	1	1	0	1	3	2	3	8	1	0	0	0	0	1	2	20	20
Extortion / Blackmail	0	1	0	1	0	0	0	0	0	0	0	0	0	0	0	0	0	0	2	2
Burglary / B&E	46	11	4	61	13	11	24	34	53	24	111	4	9	14	16	4	24	71	457	457
Theft from Coin Operated Device	0	0	0	0	0	0	0	0	0	0	0	0	0	0	0	0	0	0	0	0
Larceny except Auto Theft	71	25	7	103	78	80	158	97	61	40	198	29	7	63	80	18	61	258	1,662	1,662
Auto Theft	7	3	3	13	6	6	12	6	12	5	23	0	1	4	4	2	6	17	116	116
Counterfeiting / Forgery	8	0	0	8	9	13	22	11	7	5	23	1	0	1	8	3	0	13	155	155
Total:	278	108	50	436	250	215	465	345	350	193	888	56	33	150	194	38	193	664	4,547	4,547
% of Total	6.1%	2.4%	1.1%	9.6%	5.5%	4.7%	10.2%	7.6%	7.7%	4.2%	19.5%	1.2%	0.7%	3.3%	4.3%	0.8%	4.2%	14.6%	100.0%	100.0%

All Offenses by N.I.B.R.S Definitions

Domestic Violence and Domestic Disputes for 2002

Domestic Violence and Domestic Disputes	Jan	Feb	Mar	Apr	May	Jun	Jul	Aug	Sep	Oct	Nov	Dec	TOTAL:
Reported Incidents	55	43	66	68	54	67	61	61	60	44	50	54	683
Adult Arrests	25	18	31	32	22	33	37	30	40	23	14	20	325
Juvenile Arrests	5	5	7	6	5	3	3	4	3	7	5	1	54

Domestic Violence and Domestic Disputes for 2001

Domestic Violence and Domestic Disputes	Jan	Feb	Mar	Apr	May	Jun	Jul	Aug	Sep	Oct	Nov	Dec	TOTAL:
Reported Incidents	55	60	45	64	84	70	64	81	57	74	64	69	787
Adult Arrests	16	30	17	25	37	29	28	38	36	33	25	33	347
Juvenile Arrests	3	0	6	4	5	9	7	6	3	8	6	7	64

Comparison of Totals:			
	2002	2001	% Change
Reported Incidents	683	787	-13%
Adult Arrests	325	347	-6%
Juvenile Arrests	54	64	-16%

2002 Adult Arrest by Category

Offenses:	Jan	Feb	Mar	Apr	May	Jun	Jul	Aug	Sep	Oct	Nov	Dec	Total:
Murder & Non-Negligent Manslaughter	0	1	0	0	0	0	0	0	0	0	0	0	1
Negligent Manslaughter	0	0	0	0	0	0	0	0	0	0	0	0	0
Justifiable Homicide	0	0	0	0	0	0	0	0	0	0	0	0	0
Kidnapping / Abduction	2	0	1	1	1	3	1	0	1	5	0	1	16
Forcible Rape	0	0	0	2	0	0	0	2	0	1	0	0	5
Forcible Sodomy	0	0	0	0	0	0	0	0	0	0	0	0	0
Other Sex Offenses	0	0	0	0	0	0	0	0	0	0	0	0	0
Sexual Assault with Object	0	0	0	0	0	0	0	0	0	0	0	0	0
Forcible Fondling	0	1	0	1	0	1	0	0	0	0	1	0	4
Robbery	0	2	2	1	0	1	0	0	2	7	1	4	20
Aggravated Assault	4	1	3	5	2	4	2	8	4	1	4	3	41
Simple Assault	35	31	43	47	38	157	66	56	69	52	27	35	656
Intimidation	6	6	4	7	5	4	13	12	4	8	5	5	79
Arson	0	0	0	0	1	0	1	2	0	0	0	0	4
Extortion / Blackmail	1	0	0	0	0	0	0	0	0	0	0	0	1
Burglary / B&E	3	6	7	3	4	2	5	4	5	5	5	4	53
Theft from Coin Operated Device	0	0	0	0	0	0	2	0	0	0	0	0	2
Larceny except Auto Theft	21	27	22	23	37	128	21	20	23	20	29	33	404
Auto Theft	0	0	2	0	0	0	0	2	0	0	1	1	6
Counterfeiting / Forgery	3	2	1	0	6	0	9	5	4	13	9	6	58
False Pretenses / Swindle / Con Games	13	8	15	9	13	8	10	11	6	6	8	4	111
Credit Card / Automatic Teller Fraud	2	0	0	0	1	0	1	0	0	0	1	0	5
Impersonation	0	0	0	0	0	0	0	0	0	0	0	0	0
Welfare Fraud	0	0	0	0	0	0	0	0	0	0	0	0	0
Wire Fraud	0	0	0	0	0	0	1	0	0	0	0	0	1
Embezzlement	0	0	0	0	0	0	0	0	0	0	0	0	0
Stolen Property	2	3	4	3	4	3	6	3	8	7	9	5	57
Property Damage / Vandalism	2	6	2	7	7	1	7	11	5	5	3	4	60
Drug/Narcotic Violations	51	26	38	36	41	31	41	26	27	40	33	31	421
Drug Equipment	14	14	19	15	23	14	12	16	12	16	23	13	191

All Offenses by N.I.B.R.S Definitions

Continue To Next Page

2002 Adult Arrest by Category - Continued

Incest	0	0	0	0	0	0	0	0	0	0	0	0	0
Statutory Rape	0	1	1	3	0	0	0	1	1	0	0	0	7
Pornography / Obscene Material	0	0	0	0	0	0	0	0	0	0	0	0	0
Betting / Wagering	0	0	0	0	0	0	0	0	0	0	0	0	0
Gambling	0	0	0	0	0	0	0	0	0	0	0	0	0
Gaming Equipment Operations	0	0	0	0	0	0	0	0	0	0	0	0	0
Sports Tampering	0	0	0	0	0	0	0	0	0	0	0	0	0
Prostitution	0	0	0	0	0	0	0	0	0	0	0	0	0
Assist / Promote Prostitution	0	0	0	0	0	0	0	1	0	2	0	0	3
Bribery	1	0	0	0	0	0	0	0	0	0	0	0	1
Weapon Law Violations	1	7	1	2	5	0	6	0	3	5	1	1	32
Bad Checks	4	2	33	2	7	7	2	2	11	3	5	10	88
Curfew / Loitering/Vagrancy	0	1	2	1	0	1	5	9	4	5	0	0	28
Disorderly Conduct	29	26	35	58	46	57	46	74	68	46	43	50	578
DUI	61	66	66	64	48	50	54	61	69	55	67	76	737
Drunkenness	0	0	0	0	0	0	0	0	0	0	0	0	0
Family Offenses (Non-Violent)	1	3	5	0	1	0	0	1	2	3	3	0	19
Liquor Law Violations	13	10	24	11	12	20	13	25	24	16	17	18	203
Voyeurism	0	0	0	0	0	0	0	0	0	0	0	0	0
Runaway	0	0	0	0	0	0	0	0	0	0	0	0	0
Trespassing	11	10	15	14	10	6	8	2	5	3	7	5	96
Other Offenses	728	718	838	819	783	582	655	789	715	620	591	651	8,489
Total:	1,008	978	1,183	1,134	1,095	1,080	987	1,143	1,072	944	893	960	12,477

All Offenses by N.I.B.R.S. Definitions

2001 Adult Arrest by Category

Offenses:	Jan	Feb	Mar	Apr	May	Jun	Jul	Aug	Sep	Oct	Nov	Dec	Total:
Murder & Non-Negligent Manslaughter	0	0	0	0	0	0	2	0	0	0	0	0	2
Negligent Manslaughter	0	0	0	0	0	0	0	0	0	0	0	0	0
Justifiable Homicide	0	0	0	0	0	0	0	0	0	0	0	0	0
Kidnapping / Abduction	1	0	2	0	1	1	1	0	0	0	1	0	7
Forcible Rape	1	0	1	0	1	0	0	0	0	2	0	0	5
Forcible Sodomy	0	0	0	0	0	0	0	0	0	0	0	0	0
Other Sex Offenses	0	0	0	0	0	0	0	0	0	0	0	0	0
Sexual Assault with Object	0	1	0	0	0	0	0	0	0	0	0	0	1
Forcible Fondling	3	2	3	0	0	1	0	1	1	1	1	0	13
Robbery	2	1	2	4	0	0	3	1	1	1	0	2	17
Aggravated Assault	0	1	3	2	0	4	3	7	3	3	3	0	29
Simple Assault	50	54	50	50	44	51	61	50	39	56	31	46	582
Intimidation	2	1	5	6	2	16	13	6	6	7	8	2	74
Arson	0	0	0	0	0	0	0	1	0	0	1	0	2
Extortion / Blackmail	0	0	0	0	0	0	0	0	0	0	0	0	0
Burglary / B&E	7	3	3	3	10	6	0	9	2	6	5	8	62
Theft from Coin Operated Device	0	0	0	0	0	0	0	0	0	0	0	0	0
Larceny except Auto Theft	29	27	19	18	23	16	26	22	23	23	30	19	275
Auto Theft	2	3	5	14	0	0	4	1	2	3	0	0	34
Counterfeiting / Forgery	1	0	1	0	0	0	0	1	0	1	2	1	7
False Pretenses / Swindle / Con Games	6	5	11	5	3	5	9	16	11	9	7	4	91
Fraud	4	1	0	0	0	0	1	0	0	0	1	0	7
Impersonation	0	0	1	0	0	0	0	0	1	0	0	0	2
Welfare Fraud	0	0	0	0	0	0	0	0	0	0	0	0	0
Wire Fraud	0	0	0	0	0	0	0	0	0	0	0	0	0
Embezzlement	0	0	0	0	0	0	0	0	0	0	0	0	0
Stolen Property	3	17	3	2	0	3	3	3	4	2	3	7	50
Property Damage / Vandalism	5	3	6	9	5	11	8	4	9	5	11	3	79
Drug/Narcotic Violations	25	34	57	20	35	31	28	57	33	39	32	58	449
Drug Equipment	8	13	19	10	12	10	7	18	19	20	15	10	161

All Offenses by N.I.B.R.S Definitions

Continue To Next Page

2001 Adult Arrest by Category - Continued

Incest	0	0	2	0	0	0	0	0	0	0	0	0	2
Statutory Rape	3	4	0	2	0	0	2	0	0	0	2	0	13
Pornography / Obscene Material	0	0	0	0	0	0	0	0	2	0	0	0	2
Betting / Wagering	0	0	0	0	0	0	0	0	0	0	0	0	0
Gambling	0	0	0	0	0	0	0	0	0	0	0	0	0
Gaming Equipment Operations	0	0	0	0	0	0	0	0	0	0	0	0	0
Sports Tampering	0	0	0	0	0	0	0	0	0	0	0	0	0
Prostitution	0	0	0	0	0	0	0	0	0	0	0	0	0
Assist / Promote Prostitution	0	0	0	0	0	0	0	0	0	0	0	0	0
Bribery	0	0	0	0	0	0	0	0	0	0	0	0	0
Weapon Law Violations	2	4	2	4	3	6	5	6	1	2	2	2	39
Bad Checks	5	2	4	18	5	15	11	11	7	11	18	15	122
Curfew / Loitering/Vagrancy	4	12	1	3	0	2	5	6	2	4	0	2	41
Disorderly Conduct	31	24	56	57	58	43	62	54	56	47	42	44	574
DUI	52	50	62	51	54	37	50	45	58	51	39	48	597
Drunkenness	0	0	0	0	0	0	0	0	0	0	0	0	0
Family Offenses (Non-Violent)	4	0	2	1	2	0	11	1	4	0	1	1	27
Liquor Law Violations	15	11	21	17	23	21	17	12	17	23	18	14	209
Voyeurism	0	0	0	0	0	0	0	0	0	0	0	0	0
Runaway	0	0	0	0	0	0	0	0	0	0	0	0	0
Trespassing	6	16	23	3	9	16	8	17	6	10	8	15	137
Other Offenses	683	784	810	622	653	746	623	762	654	722	569	650	8,278
Total:	954	1,073	1,174	921	943	1,041	963	1,111	961	1,048	850	951	11,990

All Offenses by N.I.B.R.S. Definitions

2002 Juvenile Arrest by Category

Offenses:	Jan	Feb	Mar	Apr	May	Jun	Jul	Aug	Sep	Oct	Nov	Dec	Total:
Murder & Non-Negligent Manslaughter	0	0	0	0	0	0	0	0	0	0	0	0	0
Negligent Manslaughter	0	0	0	0	0	0	0	0	0	0	0	0	0
Justifiable Homicide	0	0	0	0	0	0	0	0	0	0	0	0	0
Kidnapping / Abduction	0	0	0	0	0	0	0	0	0	0	0	0	0
Forcible Rape	1	0	0	0	0	0	0	0	0	0	0	0	1
Forcible Sodomy	0	0	0	0	0	0	0	0	0	0	0	0	0
Sexual Assault with Object	0	0	0	0	0	0	0	0	0	0	0	0	0
Forcible Fondling	0	0	0	0	0	0	0	0	2	1	0	0	3
Robbery	0	3	1	0	0	3	0	0	1	0	0	1	9
Aggravated Assault	1	0	2	1	1	0	0	0	1	0	0	0	6
Simple Assault	15	13	15	13	12	14	7	7	10	14	14	6	140
Intimidation	2	1	4	0	4	1	0	0	4	6	2	0	24
Arson	0	0	0	0	0	1	0	0	0	0	0	0	1
Extortion / Blackmail	0	0	0	0	0	0	0	0	0	0	0	0	0
Burglary / B&E	0	3	0	2	3	0	1	0	3	1	2	4	19
Theft from Coin Operated Device	0	0	0	0	0	0	0	0	0	0	0	0	0
Larceny except Auto Theft	5	4	5	5	15	11	7	13	8	2	4	4	83
Auto Theft	0	0	0	0	0	0	0	0	0	1	0	0	1
Counterfeiting / Forgery	0	1	0	0	0	0	0	0	0	0	0	0	1
False Pretenses / Swindle / Con Games	1	1	2	0	0	2	1	1	2	0	0	0	10
Credit Card / Automatic Teller Fraud	0	0	0	0	0	1	0	0	0	0	0	0	1
Impersonation	0	0	0	0	0	0	0	0	0	0	0	0	0
Welfare Fraud	0	0	0	0	0	0	0	0	0	0	0	0	0
Wire Fraud	0	0	0	0	0	0	0	0	0	0	0	0	0
Embezzlement	0	0	0	0	0	0	0	0	0	0	0	0	0
Stolen Property	1	1	3	0	1	2	1	1	3	1	5	2	21
Property Damage / Vandalism	3	4	3	2	7	10	6	5	2	7	4	7	60
Drug/Narcotic Violations	5	4	6	2	2	1	5	0	3	2	7	4	41
Drug Equipment	2	1	1	3	0	1	6	0	3	2	2	0	21

All Offenses by N.I.B.R.S Definitions

Continue To Next Page

2002 Juvenile Arrest by Category - Continued

Incest	0	0	0	0	0	0	0	0	0	0	0	0	0
Statutory Rape	0	0	0	0	0	0	0	0	0	0	0	0	0
Pornography / Obscene Material	0	0	0	0	0	0	0	0	0	0	0	0	0
Betting / Wagering	0	0	0	0	0	0	0	0	0	0	0	0	0
Operate / Promote / Assist Gambling	0	0	0	0	0	0	0	0	0	0	0	0	0
Gaming Equipment Operations	0	0	0	0	0	0	0	0	0	0	0	0	0
Sports Tampering	0	0	0	0	0	0	0	0	0	0	0	0	0
Prostitution	0	0	0	0	0	0	0	0	0	0	0	0	0
Assist / Promote Prostitution	0	0	0	0	0	0	0	0	0	0	0	0	0
Bribery	0	0	0	0	0	0	0	0	0	0	0	0	0
Weapon Law Violations	2	0	0	1	1	1	0	0	2	0	0	0	7
Bad Checks	0	0	0	0	0	0	0	0	0	0	0	0	0
Curfew / Loitering/Vagrancy	0	0	0	0	0	0	0	0	0	0	0	0	0
Disorderly Conduct	15	18	4	6	7	2	1	7	7	16	5	4	92
DUI	0	0	1	0	0	0	2	0	2	1	1	0	7
Drunkenness	0	0	0	0	0	0	0	0	0	0	0	0	0
Family Offenses (Non-Violent)	0	0	0	0	0	0	0	0	0	0	0	0	0
Liquor Law Violations	4	1	6	12	1	2	4	3	10	7	6	1	57
Voyeurism	0	0	0	0	0	0	0	0	0	0	0	0	0
Runaway	0	0	0	0	0	0	0	0	0	0	0	0	0
Trespassing	1	7	4	1	3	2	3	1	3	5	1	0	31
Other Offenses	49	33	55	43	55	44	54	68	57	42	72	36	608
Total:	107	95	112	91	112	98	98	106	123	108	125	69	1,244

All Offenses by N.I.B.R.S. Definitions

2001 Juvenile Arrest by Category

Offenses:	Jan	Feb	Mar	Apr	May	Jun	Jul	Aug	Sep	Oct	Nov	Dec	Total:
Murder & Non-Negligent Manslaughter	0	0	0	0	0	0	0	0	0	0	0	0	0
Negligent Manslaughter	0	0	0	0	0	0	0	0	0	0	0	0	0
Justifiable Homicide	0	0	0	0	0	0	0	0	0	0	0	0	0
Kidnapping / Abduction	0	0	0	0	1	0	0	0	0	0	0	0	1
Forcible Rape	0	0	0	0	0	0	0	0	0	0	3	0	3
Forcible Sodomy	0	0	0	0	0	0	0	0	0	0	0	0	0
Sexual Assault with Object	0	0	0	0	0	0	0	0	0	0	0	0	0
Forcible Fondling	0	1	1	1	1	0	0	0	0	3	0	2	9
Robbery	0	1	0	1	0	0	0	0	3	0	0	0	5
Aggravated Assault	0	4	1	0	0	3	0	0	0	1	1	0	10
Simple Assault	9	9	14	27	17	15	20	11	12	17	13	10	174
Intimidation	0	4	0	11	1	1	1	0	3	3	0	8	32
Arson	1	0	0	0	0	1	2	0	1	0	0	0	5
Extortion / Blackmail	0	0	0	0	0	0	0	0	0	0	0	0	0
Burglary / B&E	4	4	3	0	0	8	11	2	7	5	2	17	63
Theft from Coin Operated Device	0	0	0	0	0	0	0	0	0	0	0	0	0
Larceny except Auto Theft	2	7	5	11	6	13	11	3	0	4	4	4	70
Auto Theft	2	0	1	1	0	0	0	0	1	0	0	0	5
Counterfeiting / Forgery	0	0	1	0	2	2	1	0	0	0	0	0	6
False Pretenses / Swindle / Con Games	4	2	1	3	1	0	3	1	0	1	0	2	18
Fraud	0	1	2	2	5	0	0	0	0	0	0	0	10
Impersonation	0	0	0	0	0	0	0	0	0	0	0	0	0
Welfare Fraud	0	0	0	0	0	0	0	0	0	0	0	0	0
Wire Fraud	0	0	0	0	0	0	0	0	0	0	0	0	0
Embezzlement	0	0	0	0	0	0	0	0	0	0	0	0	0
Stolen Property	13	1	1	7	4	0	4	2	5	2	0	1	40
Property Damage / Vandalism	0	7	7	7	9	13	6	4	4	4	5	2	68
Drug/Narcotic Violations	14	3	6	3	1	3	6	6	5	6	4	5	62
Drug Equipment	2	0	5	2	3	1	2	0	3	3	0	2	23

All Offenses by N.I.B.R.S Definitions

Continue To Next Page

2001 Juvenile Arrest by Category - Continued

Incest	0	0	0	0	0	0	0	0	0	0	0	0	0
Statutory Rape	0	0	4	0	1	0	0	0	0	0	0	0	5
Pornography / Obscene Material	0	0	0	0	0	0	0	0	0	0	0	0	0
Betting / Wagering	0	0	0	0	0	0	0	0	0	0	0	0	0
Gambling	0	0	0	0	0	0	0	0	0	0	0	0	0
Gaming Equipment Operations	0	0	0	0	0	0	0	0	0	0	0	0	0
Sports Tampering	0	0	0	0	0	0	0	0	0	0	0	0	0
Prostitution	0	0	0	0	0	0	0	0	0	0	0	0	0
Assist / Promote Prostitution	0	0	0	0	0	0	0	0	0	0	0	0	0
Bribery	0	0	0	0	0	0	0	0	0	0	0	0	0
Weapon Law Violations	0	2	1	2	0	0	1	0	1	1	1	0	9
Bad Checks	0	0	0	0	0	0	0	0	0	0	0	0	0
Curfew / Loitering/Vagrancy	0	0	0	0	0	0	0	0	2	0	0	0	2
Disorderly Conduct	8	8	9	13	8	15	2	8	7	10	12	11	111
DUI	0	0	1	0	2	0	0	0	0	0	0	1	4
Drunkenness	0	0	0	0	0	0	0	0	0	0	0	0	0
Family Offenses (Non-Violent)	0	0	0	0	0	0	0	0	0	0	0	0	0
Liquor Law Violations	67	5	10	6	10	6	3	8	4	7	5	8	139
Voyeurism	0	0	0	0	0	0	0	0	0	0	0	0	0
Runaway	0	0	0	0	0	0	0	0	0	0	0	0	0
Trespassing	2	3	1	2	2	10	2	4	2	1	4	0	33
Other Offenses	64	69	50	70	78	69	165	49	83	79	59	41	876
Total:	192	131	124	169	152	160	240	98	143	147	113	114	1,783

All Offenses by N.I.B.R.S. Definitions

**2002- 2001 Calls For Service
Source of Call**

Source of Calls For Service	2002 Total	2001 Total	Percent of Change
Enhanced 911	2,467	1,617	52.57%
Regular Telephone	29,232	29,938	-2.36%
Police Radio	3,246	2,692	20.58%
In-Person	4,017	3,904	2.89%
Other Sources	32	18	77.78%
Total Calls for Service	38,994	38,169	2.16%

2002- 2001 Calls For Service by Sections of the City

Calls For Service	1A	1B	Total 1	2A	2B	2C	Total 2	3A	3B	3C	3D	3E	3F	Total 3	4A	4B	4C	4D	Total 4
	2002	598	3,231	3,829	638	988	973	2,599	676	1,186	468	1,441	800	1,488	6,059	1,354	773	579	1,426
2001	641	3,062	3,703	834	976	884	2,694	681	987	389	1,393	757	1,519	5,726	1,117	526	567	1,320	3,530
% Changed 2001-2002	-6.7%	5.5%	3.4%	-23.5%	1.2%	10.1%	-3.5%	-0.7%	20.2%	20.3%	3.4%	5.7%	-2.0%	5.8%	21.2%	47.0%	2.1%	8.0%	17.1%

Calls For Service	5A	5B	5C	Total 5	6A	6B	Total 6	7A	7B	7C	Total 7	8A	8B	8C	8D	8E	8F	Total 8	Total Outside City
	2002	2,186	836	370	3,392	2,579	2,443	5,022	2,465	2,872	1,325	6,662	467	408	1,427	2,015	348	1,504	6,169
2001	2,363	824	339	3,526	2,708	2,496	5,204	2,642	2,927	1,283	6,852	458	437	1,255	1,879	304	1,504	5,837	1,097
% Changed 2001-2002	-7.5%	1.5%	9.1%	-3.6%	-4.8%	-2.1%	-3.5%	-6.7%	-1.9%	3.3%	-2.8%	2.0%	-6.8%	13.7%	7.2%	14.5%	0.0%	5.7%	-5.6%

Total 2002: 38,900

Total 2001: 38,169

Percent Change: 1.92%

Traffic Accidents and Enforcement - 2002

Category	Jan	Feb	Mar	Apr	May	Jun	Jul	Aug	Sep	Oct	Nov	Dec	Total:
Accidents:													
Fatal Accidents	1	0	0	0	0	0	0	0	0	0	0	2	3
Property Damage Accidents	167	147	192	164	194	160	145	191	151	163	153	242	2,069
Personal Injury Accidents	34	36	47	32	46	41	45	34	43	38	55	41	492
Accidents - Unknown Type	1	4	1	2	0	1	3	3	2	0	1	1	19
Total Accidents	203	187	240	198	240	202	193	228	196	201	209	286	2,583
Special Types:(Included in Total)													
Bicycle/Moped	1	0	0	4	4	5	2	4	4	2	1	0	27
Pedestrian	3	2	4	3	7	4	4	4	5	3	3	2	44
Motorcycle	0	0	1	0	1	0	5	4	3	1	0	0	15
Hit-Skip - Public	27	23	20	24	16	22	17	29	24	19	26	22	269
Hit-Skip - Private	42	46	48	46	56	66	49	58	63	58	54	52	638
Private Property	55	40	60	54	51	55	51	35	28	26	23	30	508
Enforcement Action:													
Accidents	210	195	246	204	244	221	198	233	206	206	220	291	2,674
Traffic	632	629	610	640	707	500	553	721	629	523	567	594	7,305

Traffic Accidents and Enforcement - 2001													
Category	Jan	Feb	Mar	Apr	May	Jun	Jul	Aug	Sep	Oct	Nov	Dec	Total:
Accidents:													
Fatal Accidents	0	1	2	0	0	0	0	0	2	0	0	0	5
Property Damage Accidents	194	158	195	149	170	195	166	162	200	208	188	186	2,171
Personal Injury Accidents	48	40	33	40	42	40	49	46	33	45	42	56	514
Accidents - Unknown Type	1	0	1	3	1	2	3	1	1	2	1	1	12
Total Accidents	242	199	230	189	212	235	215	208	235	253	230	242	2,702
Special Types:(Included in Total)													
Bicycle/Moped	0	1	0	5	5	2	2	4	3	4	0	1	27
Pedestrian	2	4	2	3	3	0	4	3	1	0	5	4	31
Motorcycle	0	0	0	0	0	2	3	6	3	2	1	0	17
Hit-Skip - Public	23	24	30	12	20	22	18	19	19	24	18	18	247
Hit-Skip - Private	9	14	10	9	15	22	8	16	13	20	7	12	155
Private Property	42	46	48	46	56	66	49	58	63	58	54	52	638
Enforcement Action:													
Accidents	N/A	N/A	N/A	N/A	N/A	N/A	N/A	N/A	N/A	N/A	N/A	N/A	0
Traffic	695	729	531	494	608	600	502	524	654	516	547	524	6,924

Warrant Information for 2002													
Category	Jan	Feb	Mar	Apr	May	Jun	Jul	Aug	Sep	Oct	Nov	Dec	Total 2002
Warrants Received	298	195	229	185	218	185	239	214	258	263	179	166	2,629
Warrants Served, Returned or Recalled	241	190	186	181	185	190	191	183	186	180	194	159	2,266

Warrant Information for 2001													
Category	Jan	Feb	Mar	Apr	May	Jun	Jul	Aug	Sep	Oct	Nov	Dec	Total 2001
Warrants Received	169	171	165	148	176	148	177	210	157	231	180	175	2,107
Warrants Served, Returned or Recalled	230	192	302	161	210	124	168	229	130	193	166	127	2,232

**Animal Warden Statistics
2002**

Month	Dogs	Cats	Other	Total:
January	16	15	3	34
February	23	12	1	36
March	22	20	4	46
April	26	12	3	41
May	32	36	10	78
June	29	12	11	52
July	22	16	7	45
August	26	14	4	44
September	28	33	4	65
October	16	16	3	35
November	15	3	0	18
December	20	10	1	31
Total:	275	199	51	525

JAIL OPERATIONS

The 2002-year was extremely productive with 4,546 bookings. Our average length of stay in the jail was 90 hours or 3.75 days with an average daily population of 51 prisoners.

During the past year we have added five (5) NEW contracts to our leasing program. These new contracts are with North Olmsted, Olmsted Falls, Olmsted Township, Cleveland Heights and Grafton. All of these agencies are under contract for inmate housing at a cost of \$80.00 per day. As other jails are becoming overcrowded, we have been aggressively pursuing contracts for leasing out jail space, maximizing our open beds, which insure our financial future. The list below outlines the billed revenue for the 2002 year.

United States Marshals Service	\$270,060.00
United states Immigration Service	\$150,360.00
Olmsted Falls Police Department	\$ 12,400.00
Cleveland Heights Police Department	\$ 9,360.00
North Olmsted Police Department	\$ 5,400.00
Olmsted Township Police Department	\$ 560.00
Evercom Inmate Phone Service	\$ 23,045.00
TOTAL BILLED REVENUE -	\$471,185.00

A combined revenue of cost recovery thru inmate medical co-pays and work release fees was \$2,812.36.

In addition to the leasing program, we have instituted the sales of inmate phone cards through our inmate commissary program. This was made possible by changing the inmate commissary program from Keefe Commissary to Swanson's Commissary. This has proven to be a very successful program with increased profits and resolving problems for inmates who have call blocks on telephones of family members or attorney offices.

Another cost saving measure was placed into effect the last quarter of the 2002-year. This program involves the use of the Cities medical coverage plan through Medical Mutual. The program consists of all inmate emergency medical billing being directed thru Medical Mutual. By doing so, we receive all of their discounted rates and pay a small percentage of the billings for a handling fee. This program equates to approximately a 35% savings of all emergency medical costs.

Services - Training

In 2002, various members of the Elyria Police Department received training in numerous law enforcement related subjects. This training was accomplished through the use of outside schools and seminars, roll-call training, and the following training classes:

Radio	Bloodborn Pathogens
Mental Illness	Domestic Violence
Laser	Sexual Harassment
MCT (Mobile Computer Terminals)	Critical Incident Training
ASP	Use of Force
Controlled Force	Oleoresin Capsicum
Firearms	New World Computer Training
Rapid Deployment	Personal Computers
Drivers Training	Report Writing
Firearms qualifications/Familiarization	Evidence Handling
Professional Traffic Stops	
Hazmat	
First Aid	
CPR	

During 2002, there were a total of 9497 hours of training provided to the officers, corrections officers, dispatchers and civilian personnel within the department at a cost of \$18666.92. The following is a breakdown of the distribution of the training and cost by Department Unit:

UNIT	HOURS	COST
Patrol Division	6,043.0	\$11,172.00
Adult Investigations	501.0	\$1,189.00
Juvenile Investigations	287.0	\$40.00
Narcotics	234.0	\$730.00
Administration	78.0	\$2,576.00
Services	208.0	\$875.00
Communications	419.0	\$0.00
Records	282.0	\$0.00
Park Rangers	168.0	\$0.00
Corrections Staff	1,259.0	\$2,084.92
Auxiliary	18.0	\$0.00
TOTAL:	9,497.0	\$18,666.92

During 2002, the Elyria Police Department provided tours of the police station to 631 juveniles and adults on a total of 25 organized tours. There were also 39 speaking engagements where presentations were provided to about 2001 people.

Services - D.A.R.E.

The Attorney General for the State of Ohio, the Association of Police, and the Ohio Department of Education have combined resources to bring D.A.R.E. to Ohio to prevent drug abuse by school age youth. D.A.R.E. is a kindergarten through eight grade curriculum, with a primary emphasis in the fifth and sixth grades, just before the children are most likely to begin experimenting with drugs or alcohol. The lessons focus on techniques for resisting peer pressure, making decisions and problem solving: students are also challenged to consider the consequences for their actions and to consider healthy alternatives to drug use.

In November of 1990, the Elyria Police Department made a commitment to D.A.R.E. and the Elyria City Schools System by having Officer Rick Valetik complete 40 hours of D.A.R.E. training. Officer Valentik presented the first D.A.R.E. class in the Elyria City Schools in November of 1990 and March 1991. Beginning in March, 1991 until June, 1991, D.A.R.E. was presented to six Elyria schools and two parochial schools.

Officer Rick Valentik presented the D.A.R.E. curriculum until May of 1993 when Officer George E. Wakeman was assigned to the position. He was trained as a D.A.R.E. officer in 1993 and conducted classes in eight public schools and two parochial schools. In April of 1994, Officer Bob Brandal was trained as a second D.A.R.E. officer and began teaching in September of 1994. In the fall 1996, Officer Wandra Ward was trained as a third D.A.R.E. officer and began teaching in January of 1997. In 1999, one of the D.A.R.E. officers was reassigned to the Elyria High School to serve as a School Resource Officer.

During the 2001-2002 school year, the D.A.R.E. curriculum was presented to 761 students in 13 public, parochial and private schools within the City of Elyria. The D.A.R.E. program consistently receives excellent reviews from the school system and from the community.

The D.A.R.E. program for the 2001-2002 school year was made possible in part by the funding provided with the passage of the police levy by the citizens of Elyria and a grant from the Ohio Attorney General's Office. Their support and assistance is vital in and have helped to make this police service possible.

With the cooperation of the Elyria Roll Arena, D.A.R.E. held monthly skates. For the school year, 2001-2002, 2615, kids enjoyed Drug Free/Trouble Free evenings of fun and excitement.

Services - Safety-Town

The 2002 Safety-Town was a cooperative effort of the City of Elyria, the Elyria Kiwanis Club, and the Fraternal Order of Police Associates.

405 children received instruction during the 2002 Safety-Town Program.

There were 109 student volunteers who donated hours as Safety-Town instructors.

The 2002 Safety-Town was a 5-week program with one week of intensive instruction for each class.

The 2002 adult instructors included:

Officer Bob Brandal
Captain Ken Smith
Lt. Andy Eichenlaub
Gina Bambi
Denise Pack
Stephanie Malanowski
Sarah White
Susan Kobelka

Services - Adult School Crossing Guards

The Adult School Guards for the City of Elyria, at this time, total 46 permanent posts, with 9 substitutes who go out on rotation according to seniority.

The School Guards work anywhere from 30 to 50 hours every two weeks, and go out to their different posts 2 to 3 times a day. Rain, snow or sunshine, these guards are very dependable.

The Guards range in age from 30 years old to 70 years old and every one of them is very much appreciated.

From permanent guards to substitutes, I can depend on all of them. I would like to thank them for their dedication to the job, some for over 30 years.

Denise Pack - Crossing Guard Supervisor

Detective Bureau

The Elyria Police Department detective bureau was extremely active during the 2002 fiscal year. Personnel changes were the most noticeable difference. All three sergeants (adult, youth and narcotics) were replaced due to promotions within the department. Two went to Patrol Division and remained as sergeants, the third went to Patrol as a Lieutenant. Additionally three adult detectives, one youth detective and a narcotics officer were replaced.

Officers assigned to the bureau received over 150 hours of departmental in-house training. Officers also attended professional training outside of the department as follows:

Arson Training	24 Hours
Interviewing Techniques	48 Hours
Sex investigations	96 Hours

The youth investigation-training program was sponsored by and held at the Elyria Police Department where it was attended by agencies from around Ohio.

Evidence Technician training was also conducted in-house and consisted of sixteen hours of practical applications training provide to thirteen officers for a total of 208 hours.

Evidence and property storage was addressed and resulted in a purging of items no longer required to be maintained by the department. Of the more than 32,000 items initially stored, approximately one-half were disposed of through court order or retention policy. When the purge/audit was compiled, less than one-tenth of one percent of the items in storage could not be account for (35 of 32,000+ missing).

Of the 1283 cases investigated by the Detective Bureaus 605 (47%) were cleared by arrest, 80 (6%) closed by indictment. 106 (8%) were closed as unfounded or by lack of victim cooperation. Total closure rate is 61%. It should also be noted that the bureau reopened a ten-year-old homicide case that resulted in two suspects being indicted for the two murders.

Detective Bureau- Narcotics

During the year 2002, the Elyria Police Department's Narcotics Unit was involved in several large-scale investigations. During the months of January through March of 2002, the detectives of the Narcotics Unit were members of Attorney General Betty Montgomery's Task Force on Illegal Gambling. This was a multi-jurisdictional operation led by the Lorain County Drug Task Force, which began in 2001, but concluded in 2002. This case involved the execution of over 100 search warrants and the seizure of over 1 million dollars in cash and/or property. This case is still pending at this time.

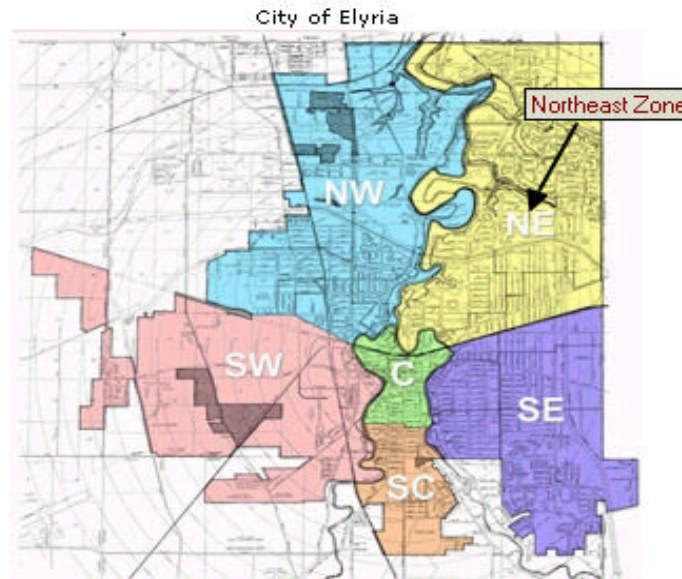
In 2002 the Narcotics Unit primarily focused its efforts on the Henry A. Smith Jr. case which involved the illegal trafficking in kilogram quantities of cocaine. In June of 2002, the Unit, in conjunction with the Lorain County Drug Task Force and the Lorain Police Department, executed a Wire Interception. The investigation resulted in the seizure of approximately 10 kilograms of powder cocaine. Indictments were handed down for 12 subjects who were co-conspirators within the organization, two of which were the suppliers from Chicago, Illinois. This case resulted in the execution of 23 search warrants and the seizure of over \$135,000 cash, four residences, and 7 vehicles. The value of the residences is estimated at approximately \$200,000. This was one of the largest drug cases ever prosecuted by the Lorain County Prosecutor's Office.

In addition to the above, the Narcotics Unit handled several Felony cases for the Detective Bureau, the most recent being a Felonious Assault which occurred at 1864 Middle Ave. in October of 2002.

In addition to those already mentioned, The Narcotics Unit conducted 31 controlled buys for the year 2002, which resulted in search warrants being obtained for three of the premises. One particular case in the Spring of 2002, over 3 ounces of cocaine were seized and \$14,000 cash. There were also 22 investigations where the unit assisted other police agencies with narcotics investigations.

C.O.P.S. Program

Elyria Police Department has revamped the Community Policing Program. In the past the police department had a specialized unit assigned to handling all the neighborhood problems in the city. The new program focuses on a department wide community oriented policing philosophy. Hopefully with the new direction the police department is taking it will improve the police department response to long-term problems in the neighborhoods. Also develop a one on one relationship the civilians in the officers allocated zones.



The police department divided the city into six patrol zones (Neighborhoods). There are officers assigned to the COPS program on all three shifts, along with detectives and supervisors responsible for solving neighborhood problems. Each neighborhood officer was selected to work those areas on a long-term basis. The purpose of assigning the officers to the same zone is so that the officers could work with the citizens in those areas, to identify the problems and then to find solutions to the problems by developing partnerships with the people who live in the neighborhoods.

If you have a NON-EMERGENCY problem or concern that you would like the COPS Officers to contact you, please call them through their new voice mail numbers that has been set up for each neighborhood. The officers voice mail system is for NON-EMERGENCY situation. When calling the number please advise what the problem is and a good time for the officer to contact you and your phone number. However, if you have an emergency please call 911 for immediate assistance.

C.O.P.S. Phone Number List:

North West Zone-	(440)326-1311
North East Zone-	(440)326-1312
South East Zone-	(440)326-1310
South Central Zone-	(440)326-1314
Central Zone-	(440)326-1313
South West Zone-	(440)326-1311

Elyria Police Auxiliary

The Elyria Police Auxiliary continued to be active during 2002. The members of the Police Auxiliary donated 1760.5 hours of public service to the Elyria Police Department. Their dedication to public service is appreciated.

Members of the Elyria Police Department Auxiliary in 2002

Michael Cierri (Captain)
David Meredith (Executive Officer)
William Keaton (Sergeant)
Jeffrey Brown
Pablo Cruz
Willie Davis
Rick Fogle
Melissa Green
Michael Hodge
William Hodge
Justin Hughes
Edwin Montalvo
Richard Pozywak
Michael Reddinger
Fred Rosso
Daniel Tomblin
John Toth
Ronald Turnick
Brian Zeppernick

Elyria Police Department Explorer Post #330

The Elyria Police Department Explorer Post #330 was very active during 2002. The members of the Explorer Post donated a total of 2088 hours of public service to the Elyria Police Department. Their dedication to duty is appreciated.

The present members of Elyria Police Explorers Post are:

Seth Buswell (Captain)
Daniel Buswell (Sergeant)
Kari Sommer (Sergeant)
Eric Banks
Michael Yurkonis
Ryan Moore
Angela Truman
Cathy Amos
Marcus Bermudez
Jeremy Gray
Mark Fresco
Anthony Tryee
Daniel Blair
Shannon McGann

Records - Impounded Vehicles

Through the course of the year the Elyria Police Department tows many vehicles. These vehicles are towed for many reasons. In some cases, the owner never reclaims their vehicle, so the police department overtakes ownership of the vehicle. With ownership, the department can auction the vehicle at the annual police auction or have it sent for salvage at a contracted salvage dealer.

The following are the statistics for activity on impounded vehicles by the Elyria Police Department for the year 2002:

	Total
Calls for Tows in 2002	2,316
Impound Carried Over From Prior Years	120
Total Vehicles Released in 2002	2,312
Impounds to Carry Over to 2003	124

Disposition for Released Vehicle:	Carry Overs from Prior Years	2002 Tows	Total Vehicles Released
Affidavit in Progress*	0	2	2
Sold at Auction	22	6	28
Released to Non-Owner	2	160	162
Released to Other Family Member	1	208	209
Released to Other Agency	2	28	30
Released to Owner	13	1,541	1,554
Tow Cancelled	0	25	25
Salvage at Universal Joint	58	243	301
Towing Company took Title	0	1	1
Total	98	2,214	2,312

*Affidavit has been submitted to the state requesting authorization for disposal.

Auction Summary	# of Vehicles	Amount
Impounded Vehicles	23	\$ 14,375.00
Seized Vehicles	5	\$ 2,700.00
Total	28	\$ 17,075.00

Dispersements	Amount
Elyria Towing Service	\$ 7,620.00
General Fund	\$ 6,755.00
Elyria Police Department	\$ 2,400.00
Lorain County Prosecutor	\$ 300.00
Total	\$ 17,075.00

Wilkes Villa Statistics		
	Year	
Serious Crimes:	2002	2001
Murder	0	0
Manslaughter	0	0
Rape	1	2
Robbery	1	0
Aggravated Assault	3	4
Arson	0	0
Burglary	17	12
Larceny	12	15
Auto Theft	0	2
Calls For Service	540	482

Westway Gardens Statistics		
	Year	
Serious Crimes:	2002	2001
Murder	0	0
Manslaughter	0	0
Rape	3	0
Robbery	0	2
Aggravated Assault	3	3
Arson	0	0
Burglary	34	33
Larceny	24	30
Auto Theft	6	3
Calls For Service	755	771